



**The Center for Community Safety**

Safeguarding the Community Ideal through Data-Driven Collaboration



THE UNIVERSITY of NORTH CAROLINA  
**GREENSBORO**

Center for Youth, Family  
and Community Partnerships

# Sustaining Focused Deterrence Strategies in the Middle District of North Carolina: Practitioner Brief 3 Launching the Violent Incident Review



CENTER FOR YOUTH, FAMILY, AND COMMUNITY  
PARTNERSHIPS  
THE UNIVERSITY OF NORTH CAROLINA AT  
GREENSBORO

AND

THE CENTER FOR COMMUNITY SAFETY AT  
WINSTON-SALEM STATE UNIVERSITY

---

**June 2013**

Kristen L. Di Luca, MA<sup>1</sup>

James M. Frabutt, Ph.D.<sup>2</sup>

Alvin Atkinson<sup>3</sup>

*This project was supported by grant # 2010-GP-BX-K003, awarded by the Bureau of Justice Assistance, a component of the Office of Justice Programs, U.S. Department of Justice, which also includes the Bureau of Justice Statistics, the National Institute of Justice, the Office of Juvenile Justice and Delinquency Prevention, the Office for Victims of Crime, and the Office of Sex Offender Sentencing, Monitoring, Apprehending, Registering, and Tracking. The opinions, findings, and conclusions or recommendations expressed in this publication are those of the author(s) and do not necessarily reflect the views of the U.S. Department of Justice.*

**For more information, contact:**

**Alvin Atkinson, [atkinsona@wssu.edu](mailto:atkinsona@wssu.edu)**

---

<sup>1</sup> Center for Youth, Family, and Community Partnerships, University of North Carolina at Greensboro

<sup>2</sup> Institute for Educational Initiatives, University of Notre Dame

<sup>3</sup> The Center for Community Safety at Winston-Salem State University

# Launching the Violent Incident Review Process

The Violent Incident Review (VIR) is a tool used to develop operationally meaningful definitions of gun violence in target communities. Built upon the work of John Klofas, a professor at the Rochester Institute of Technology, and others in the Strategic Approaches to Community Safety Initiative (SACSI), a national NIJ program in Rochester, New York in developing practical processes for implementing focused deterrence efforts, the VIR process is a starting point for problem identification in Middle District of North Carolina (MDNC) Project Safe Neighborhoods (PSN) sites. VIRs bring all participants in a local criminal justice system together, from local agencies such as police, prosecutors, probation, and parole, to federal agencies like the Drug Enforcement Administration; Federal Bureau of Investigation; Alcohol, Tobacco, Firearms and Explosions; and U.S. Attorney's offices in a review of recent cases for the dual purposes of (a) gaining new information and insight into violent crime trends within a community, and (b) facilitating communication between criminal justice agencies (Klofas & Delaney, 2002). The VIR process compels each agency to share known information about incidents of crime, including, but not limited to, related circumstances and motives, related incidents, location context information, and information concerning suspects and victims (e.g., prior arrest and conviction histories, pending charges, current probationary status, gang affiliation, and friends and acquaintances). The review can culminate in development of criteria for notification within a PSN site, identification of notification participants, identification of offenders for swift prosecution and sanctions, and development of related intervention strategies that may or may not include a notification. Although the VIR process involves several mandatory components, the process does vary from site to site to adjust for lessons learned and specific site dynamics as they may relate to incorporating data from multiple agencies and the capacity of those agencies to provide data and convene for review meetings.

The VIR process, which brings multi-agency representatives together to better understand the dynamics of local gun crime and the roles these agencies can play in reducing violent gun crime, should ultimately result in an ongoing review process which can be referred to as a Gun Case Review.

For a typical VIR, the research team assists with and/or coordinates the following components: (a) Trend Review; (b) Front-Line Survey; (c) Incident Review; and (d) Offender Review. A summary report is prepared of the major themes, observations, and conclusions from these VIR activities and represents the first in a series of next steps.

The ultimate goal of the VIR process is that it becomes an ongoing and routine conversation among all partners within a jurisdiction who have information about violent crimes presently occurring. The VIR process in the MDNC includes some mandatory components; however, the process has varied from site to site, with lessons learned from previous sites being incorporated into each VIR. Components of the VIR for Project Safe Davidson are detailed below.

## Trend Review

The trend review process establishes the direction and foundation of the VIR process. The PSN research partner reviews trends for three focus offenses—homicide, aggravated assault, and armed robbery—in each of the jurisdictions within the PSN site. Trends for these offenses committed with firearms are also reviewed. The goal of the trend review is to develop a comprehensive, multijurisdictional view of the violent crime occurring across all jurisdictions within the site. This review can determine which offenses (as well as which offenses committed with firearms) are on the rise so that focus offenses for the incident review meeting (see below) can be determined. In addition, the trend review assists partnering agencies gain an understanding of where firearms offenses are occurring at the greatest rate and what patterns, including time-of-year trends, exist within the site. This information establishes a baseline for assessment. Other specific information such as “shots fired calls for service,” carrying concealed weapons charges, and discharging weapons into an occupied dwelling charges can also be collected.

Geographical Information System (GIS) mapping of incidents can also be conducted to better understand where violent crimes are frequently occurring and where offenders are living in relation to the offenses they have committed.

**Appendix 3.1 provides an example of PowerPoint slides prepared to provide an overview of the way trend review information can be presented to site partners preparing to conduct their incident review process.**

## Front-Line Survey

The VIR process can be launched in several ways. Traditionally, following a trend review of firearm-related offenses occurring over the past 5 years or a relative window of manageable data, a survey instrument is distributed to all law enforcement partners, including front-line officers, investigators, tactical units, school resource officers, probation and parole partners, and the district attorney’s office, to gather a comprehensive picture of the information about gun and gang violence dynamics known to be actively driving local violence *now*.

Survey information is compiled and reported back to participating agencies. Findings from the surveys are validated with a review of law enforcement and criminal history records to determine how many offenders are frequent recidivists, which locations are active, what groups are involved, and the related motives.

**Appendix 3.2 and 3.3 provide examples of front-line law enforcement and probation and parole survey instruments developed with the support of the U.S. Attorney's Office (USAO) for MDNC.**

## Incident Review

Once trends for focus offenses have been reviewed, a site can better understand crime types of interest to guide the incident review process. The incident review meeting has two purposes: (1) to understand in depth the recent violent crime dynamic in a defined region or site, and (2) to share information across agencies about crime trends and involved parties so that effective strategies can be developed, barriers to implementation can be addressed on the front end, and roles and responsibilities of partners can be associated with next steps in violent crime reduction strategies.

The incident review meeting is convened to potentially discuss all homicides over the past 18 to 36 months and other offenses over roughly the past year (e.g., aggravated assaults with firearms, armed robberies with firearms, and possible incidents of discharging a firearm into an occupied dwelling). The types of incidents reviewed may change depending upon the results of crime trend analysis and survey findings as well as the numbers of these crimes that have occurred. A manageable number of incidents to review during this process can fall somewhere between 80 and 100 depending upon the resources of time and personnel that can be committed to the process.

Front-line law enforcement, gang officers, detectives closest with the cases being reviewed, representatives from probation and parole, the District Attorney's (DA) office, and the USAO ideally attend the review meeting. For each incident, the research partner will want to collectively understand the following:

1. What do we know about this incident?
2. What do we know about the offender(s)?
3. What do we know about the victim(s)?
4. Was/were the offender(s) known to law enforcement prior to this incident?
5. Was/were the victim(s) known to law enforcement prior to this incident?
6. Is/are the offender(s) involved in a group?
7. Is/are the victim(s) involved in a group?
8. Does the location of the incident have a particular history of interest to the attendees?
9. Were there any violent incidents preceding this one that may be related?
10. Were there any violent incidents following this one that may be related?

# Offender Review

In the offender review, offenders who have been named on multiple surveys, often by multiple agencies or divisions, are further investigated to determine if they are currently incarcerated, on probation or parole, and/or have pending charges. Criminal histories are run to look for a history of violent offense charges and felony or firearm convictions. Other information is also gathered to understand an individual's history of law enforcement contact, prosecution outcomes, probation and parole history, pending charges, and other information pertinent to their exposures within the legal system.

The goal of the offender review is to determine who is active now and what site partners feel is the appropriate action to stop their criminal activity—either through prosecution or legal sanction, or intervention such as notification. At this meeting, representatives from all participating law enforcement agencies share what they know about the individuals, their criminal histories and patterns, their associates, and their motives so that the group can identify exposures to formal (legal) and informal sanctions to determine multiple means to stop the offender from committing further acts of violence.

Offender review information is critical for good decisionmaking and is updated regularly. This information provides a baseline for understanding strategic interventions for violence reduction and which notification strategy might be most effective.

**Appendix 3.4 provides a sample checklist modified from those used by the High Point and Winston-Salem Police Departments for intelligence gathering purposes. Officers are assigned a number of the individuals that are known to be active and are given an agreed-upon time period (between 2 and 4 weeks is ideal) to compile information about these individuals. When the intelligence gathering is complete, participants reconvene to share the results of their findings.**

**Appendix 3.5 provides a template PowerPoint slide for the offender review that presents the combined findings from the offender investigation process to prompt the discussions. Guided by the research partner, information from these discussions is captured and summarized for reporting back in strategy development discussions. Appendix 3.6 provides a sample summary report prepared for Project Safe Davidson partners.**

## Violent Incident Review Findings Summary Update Davidson County June 8, 2010

Kristen L. Di Luca, M.A.  
Kristen Johnston, B.A.

Center for Youth, Family,  
and Community Partnerships

University of North Carolina at Greensboro

PSN Research Partner for the Middle District of North Carolina



## Strategic Aggressive Firearms Enforcement

1. Partnerships
2. Strategic Planning
  - Identification of Problem/Offender/Area
  - Investigation/Prosecution
  - Notification/Offer
  - Follow-Through
  - Evaluation
3. Training
4. Community Outreach and Public Awareness
5. Accountability



## Strategic Partnerships

- Police & Sheriff's Departments
- ATF
- DEA
- FBI
- ICE
- Adult and Juvenile Probation and Parole
- NC SBI
- U.S. Attorney's Office
- District Attorney's Office
- Faith-Based Support
- Nonprofit Agencies
- Community Representatives
- Neighborhood Leaders
- School System
- Elected Officials
- Service Agencies
- Business Leaders
- Health Care Providers



## Using Data/Research as a Guide

- Emphasis on data & problem-solving makes PSN distinct from other projects
- Requires an active role from task force partners
- Illustrates patterns, trends, and change over time
- Identifies "leverage points" for action and intervention
- Evaluates strategic programs and interventions



## Strategic and Accountable

- Strategic about which issues/areas/individuals to focus on
- Strategic about how we use our limited resources
  - Human
  - Financial
- Accountable for our progress through evaluation and monitoring
  - Make changes and improvements as necessary



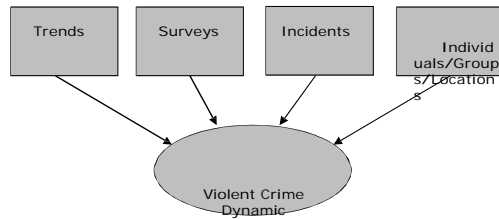
## Goal: Leveraging Research Partnerships to Understand the Crime Dynamic

Sharing *what we know* about *who we know* to understand:

- WHO is at the core of the violence NOW?
- WHO is up and coming?
- WHAT is the dynamic of the violent crime?
- HOW can we *strategically* stop the violence and make our community a safer place?

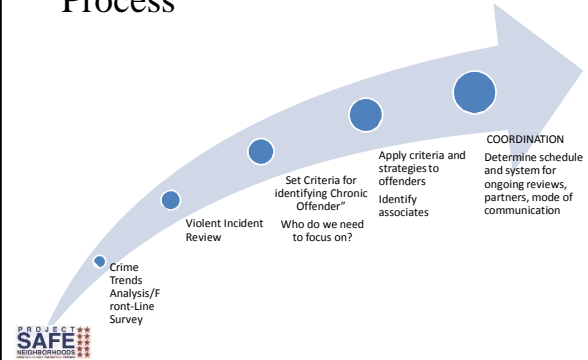


## Converging Data



PROJECT  
SAFE  
NEIGHBORHOODS

## Violent Incident Review Process



PROJECT  
SAFE  
NEIGHBORHOODS

## Necessary Data

- Existing Data from all Agencies: 2006-2009
  - Homicides, Armed Robberies, Aggravated Assaults with Firearms
  - Location, Date, Time: Offense Mapping
- Surveys: Law enforcement, Probation, Prosecution Partners
- 2009 Review
  - Incident Number, Location, Date, Time
  - Involved Parties: demographics, residences, alliances, beefs, prior contacts with law enforcement
  - Weapons Involved
  - Victim: suspect relationships
  - Acts of Prior/Subsequent Related Violence
  - Group Affiliations

PROJECT  
SAFE  
NEIGHBORHOODS

## Agenda

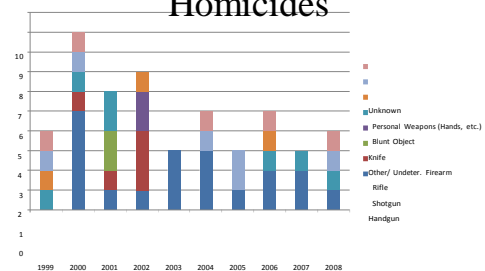
- VIR Findings to Date
  - 10-year Trend Data on Focus Offenses
  - Survey of Police, Sheriff, Probation/Parole, and District Attorney's Office partners
  - Violent Incident Review
  - Comparison with Hard Data
- Discussion: Next Steps
  - Group Audit
  - Chronic Offender Review

PROJECT  
SAFE  
NEIGHBORHOODS

## Focus Offenses for Review

Agency	Total Offenses	With Firearms	% with Firearms
DCSO	145	40	27.6
DPD	1	0	0
LPD	119	55	46.2
TPD	60	20	66
Total	325	115	35

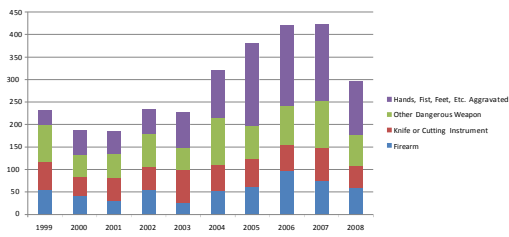
## Homicides



57% of all homicides were committed with a firearm; of those, 25% were committed with a shotgun or rifle



### Aggravated Assaults



19.1% of all aggravated assaults were committed with a firearm

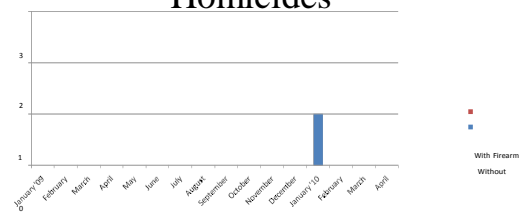
### Armed Robberies



39% of all robberies were committed with a firearm

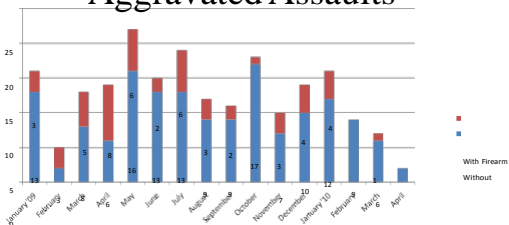
### All Agency Time-of-Year Trends

### Homicides



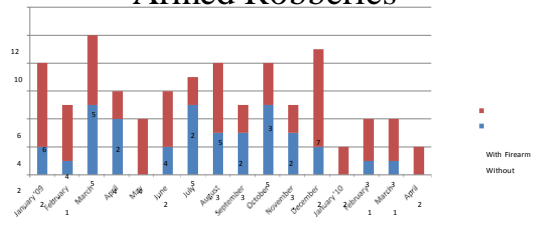
Only one homicide was reported during the focus period.

### Aggravated Assaults

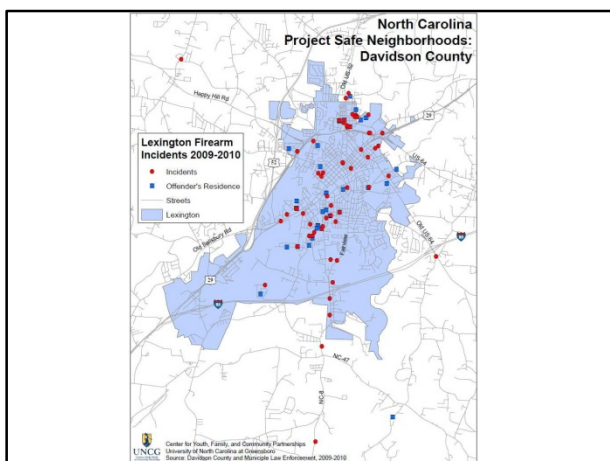
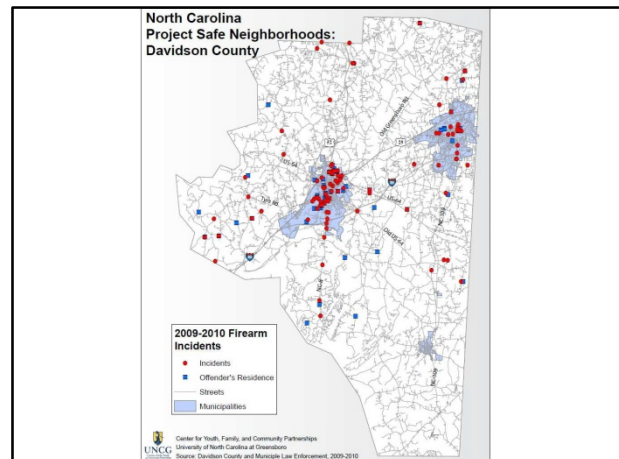
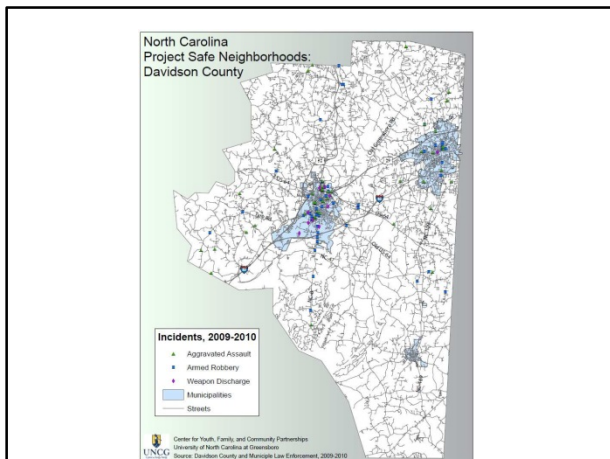


April, May, and July 2009 had the highest numbers of aggravated assaults in total as well as aggravated assaults with firearms.

### Armed Robberies



The greatest numbers of armed robberies with firearms occurred in the months of January, March, August, and December 2009



> Criminal Groups named during the incident review included:

Walker Clark	Slade-Coyers-Lynch	McIntyre-Peoples-Smith
Polk	Bulletproof	Vinson brothers
Hoover Set Crips,	UBN	Lee-Norris-Jackson-Mock-Peppers
Silver Valley	Bloods	Parker-Campbell-Derricott
Craven-Russell	TRG	Jackson-Fowler-Vaughn
Rhodes-McGee-Pinar	Crips	Sur 13
Rhodes-Gordon-Blackwell	Jamaica Drive	Steele-Johnson-Robinson-Aiken-Smith-Roman-McDuffie-Richardson-Simmons
Lovorn-Moreno-Turbio-Salazar	DT3 (Downtown 5'ers)	Quick-Bray-McLennan-Home
Aubrey-Ward-Travis-Test-Hill	Ab Boys	Gillins-Cobb-Manning-Valentine-Davis
Hepler-Fant	Outlaws	Cottonson-Holmes-Ricker
Bravehearts	Blyde Boys	McBride-Tisk
Miller-Hill	Laotian or Laos Crips	Peoples-Baldwin
McKiven-Gamble-Campbell	Crawford-Tisk-McBride	
Bloodbonds	Prisk-Henington-Smith	
"Glasheys"	Copeland-McNair	
White Supremacists (associated possibly with Cox, unnamed set/ crew)	Wall-Anchie-Campbell	
	Erwin-Below	
	Asian Bloods	
	Uptown Boys	

## Violent Incident Review Comparisons: Suspects/Victims

## Locations of Interest

- 225 W. 7<sup>th</sup> AVENUE
- 42 JAMAICA DRIVE
- 249 BROAD STREET
- 270 BROAD STREET
- 290 R L NORRIS ROAD
- 305 LINWOOD ROAD
- 412 JESSUP ST EXTENSION
- 77 JAMAICA DRIVE
- 1140 RANDOLPH DRIVE
- 200 MURPHY DRIVE
- 379 CUNNINGHAM BRICK YARD ROAD
- 166 HENDERSON LANE
- 1092 JOLLY ROAD
- 2921 WEST LEXINGTON AVENUE EXTENSION
- 1185 HILL ROAD

## Front-Line Survey

A total of 166 surveys were submitted by Davidson County partners:

- 5 from the District Attorney's Office (22 B Prosecutorial District)
- 62 from the Davidson County Sheriff's Office
- 13 from the Thomasville Police Department
- 2 from the Department of Juvenile Justice and Delinquency Prevention (\* no juvenile names were provided, only first and last initial)
- 56 from the Lexington Police Department
- 28 from the Department of Community Correction (Probation and Parole)

Project Safe Divisions- Survey Findings- Named Offenders  
May 2010

Tok (Tink?)	Loem Vinn	32	Duren	Steven Ray	5	Miller	William	3
Tok (Tink?)	Vin	30	England	Jonathan	5	Montford	Sammel	3
Stacy	Daniel	22	Finnery	Ivan	5	Owens	Derrick	3
Tuk	Kerwin	19	Garrett	Toumy	5	Richardson	Jo	3
Lindsay	Orlando	18	McDuffie	Curtis	5	Sawyer	Brian	3
Seon	Daniel	15	Sellers	Marvin	5	Smith	Steven	3
Gordon	Spaulda	15	Shores	James	5	Thompson	Edward	3
Tok	Vin	15	Taylor	Matthew	5	Wallace	Deonnest	3
Pennington	Michael	13	Tuttle	Gerard	5	Willis	Lamont	3
Archae	Dustin Allen	13	Williams	John	5	Wyatt	Michael	3
Carr	Tyrone	12	Carr	William	4	FAMILY NAMES OF INTEREST		
Carlee	Brian	12	Craver	Terrence	4	Archie	Barnes	
White	Nelson	12	Fuller	Eric	4			
Lee	Abert	11	Hedrick	Sterling	4			
Rhodes	Robert	10	Mason	Nepo	4			
Kindley	Donald	9	Parker	Marcus	4			
Nance	Kelly	9	Peoplin	Joseph	4			
Vin	Banley	9	White	Aaron	4			
Carr	Tony	8	White	Chazz	4			
Martin	Andres	8	Budger	Michael	3			
Garris	Jerry	7	Craven	Terrence	3			
Nelson	Maurice	7	Diedl	Shannon	3			
Jacobs	Brian	6	Dette	Charles	3			
McDuffie	Douglas	6	Gladney	Antonio	3			
Myers	Stevyn Ray	6	Gordon	Jason	3			
Pittman	Thorey	6	Gregg	Ronald	3			
Ward	Ricky	6	Heunggrasruth	Mike	3			
Barnes	Lamar	5	James	Mark	3			
Bates	Bobby	5	Lambeth	Charles	3			
Duncan	Anthony	5	McLean	Marquise	3			

Total Number of Surveys: 166		
Number of Surveys with Group Info: 84		
Group	Frequency of reports	Prevalent Location/Info
TRG or Ray-Race Group	31	Northside Lexington, Erlanger Area
See 13	43	Southside Lexington, Erlanger Area
Bloods	21	
BP or Buller Proof	20	Jessica Drive & Raleigh Road
Crips	13	
Outlaws or Outlaw Motorcycle Group	10	Northern Davidson Co., Lexington, 64 East
MS-13	7	
UBN or United Blood Nation	7	
DBS	7	Southside Lexington, Helen Circle/Apts, Canton Grove
Latins or Latin Crips	6	North Lexington
Blackbeats	4	Northside Thomasville
Rolling 80's	3	South Thomasville
CMC or Cash Money Crew	2	Thomasville School St., Taylor St., Salem/Lanham St.
Latin Krips	2	
Black 24s	1	
Pera Blood Hounds	1	Northside Thomasville
Pink Nation	1	
Sam	1	Thomasville
PTN or Thomasville Thug Nation	1	Thomasville
People Nation	1	
Shutouts	1	
Upstons	1	
Southside	1	
Northside	1	
Montage Spencer & Carlos Hargrave	1	
Latino Gans	1	Mid Road Area
Anti Lee	1	

12.9% of suspects/offenders or victims involved in the incidents reviewed were also named as chronic offenders in the front line survey.

Suspect	Archie	Alan
Suspect	Gladney	Antonio
Suspect	Horne	Stevie
Suspect	Jackson	Cherno
Suspect	Peace	Christopher
Suspect	Quick	Jeffrey
Suspect	Sean	Daniel
Suspect	Smith	Sacoby
Suspect	Tuk	Steven
Suspect	Wallace	Deonnest
Suspect	Ward	Ricky
Suspect	Ray	Dina
Suspect	Lee	Christopher
Suspect	Lindley	Orlando
Suspect	Peoplin	Joseph
Suspect (2)	McBride	Nathan
Suspect (2)	McLean	Marquise
Suspect (2)	Tuk	Kawane
Victim	Gordon	Spaulda
Victim	Wall	Andre
Victim	Winston	Anthony
Victim	Byrd	Patrick
Victim	Green	Ladonna
Victim	Holt	Donald
Victim	James	Emmanuel
Victim	Parker	Marcus
Victim	Pennington	Michael
Victim and	Peoplin	Donald
Suspect	Cristian	Gilbert
Victim and	Gladney	Frank
Suspect		
Victim and	Ricker	Cole
Suspect		
Victim and	Heunggrasruth	Mike
Suspect		

## Violent Incident Review Findings

- 104 incidents prepared for review
- 3 duplicated incidents
- 20 yielded no substantive discussion
- Incidents included for analysis:
  - 34 Aggravated Assaults
  - 41 Armed Robberies
  - 6 Shooting into Occupied Dwelling/Illegal Discharge of Weapon

## Violent Incident Review Findings

1. What do we know about this incident?
2. What do we know about the offender(s)?
3. What do we know about the victim(s)?
4. Was/were the offender(s) known to law enforcement prior to this incident?
5. Was/were the victim(s) known to law enforcement prior to this incident?
6. Is/are the offender(s) involved in a group?
7. Is/are the victim(s) involved in a group?
8. Does the location of the incident have a particular history of interest to the room?
9. Were there any violent incidents preceding this one that may be related?
10. Were there any violent incidents following this one that may be related?

## Aggravated Assaults

- 38.2% were drug related
- 32.4% were domestic violence related
- 29.4% were group/gang related
- 41.2% were preceded or followed by a violent incident
- 23.5% occurred at a location of interest to law enforcement

## Aggravated Assaults

- 38.2% were drug related
- 32.4% were domestic violence related
- 29.4% were group/gang related
- 41.2% were preceded or followed by a violent incident
- 23.5% occurred at a location of interest to law enforcement

## Aggravated Assaults

- 38.2% were drug related
- 32.4% were domestic violence related
- 29.4% were group/gang related
- 41.2% were preceded or followed by a violent incident
- 23.5% occurred at a location of interest to law enforcement

**SAFE**  
COMMUNITIES

**Sample Violent Group Intelligence Worksheet**

Group Intelligence Checklist	
Name of Person Completing Form	
Agency	
Date Completed	
Group Name	
Estimated Number of Members	Very Active <input type="checkbox"/> Consistent Activity <input type="checkbox"/> Not Active <input type="checkbox"/> Unknown <input type="checkbox"/>
Level of Activity	Very Violent <input type="checkbox"/> Consistent Violence <input type="checkbox"/> Not Violent <input type="checkbox"/> Unknown <input type="checkbox"/>
Level of Violence	Very Organized <input type="checkbox"/> Semi-Organized <input type="checkbox"/> Disorganized <input type="checkbox"/> Unknown <input type="checkbox"/>
Level of Organization/ Sophistication	Types of Criminal Activity Engaged in: Group Alliance (with other groups) Yes <input type="checkbox"/> No <input type="checkbox"/> Unknown <input type="checkbox"/> Group Activities (with other groups) Yes <input type="checkbox"/> No <input type="checkbox"/> Unknown <input type="checkbox"/> Key Players (if known) <input type="checkbox"/> Known Locations of Operations <input type="checkbox"/> Other Notes of Interest

This project was supported by Grant No. 181-48-001-88-010 awarded to UNICED's Center for Youth, Family, and Community Partnership by the U.S. Department of Justice through the United States Department of Justice, Office of Justice Programs, Office of Community Safety, Bureau of Crime Prevention and Control.

**Intelligence Checklist**  
**Modified from High Point and Winston-Salem Police Department Worksheets**

Name of Person Completing Form	
Agency	
Date Completed	
Group Name	
Estimated Number of Members	
Level of Activity	
Level of Violence	
Level of Organization/ Sophistication	
Types of Criminal Activity Engaged in:	
Group Alliance (with other groups)	
Group Activities (with other groups)	
Key Players (if known)	
Known Locations of Operations	
Other Notes of Interest	

This project was supported by Grant No. 181-48-001-88-010 awarded to UNICED's Center for Youth, Family, and Community Partnership by the U.S. Department of Justice through the United States Department of Justice, Office of Justice Programs, Office of Community Safety, Bureau of Crime Prevention and Control.

## Impact of Violent Incident Review

- Communication
- Strategic Resource Allocation
- Intelligence
- Disrupt Violence
- Prepare for Strategic Intervention and Prevention
- Evaluate and Refine Our Efforts

**SAFE**  
NEIGHBORHOODS

## PROJECT SAFE NEIGHBORHOODS: LAW ENFORCEMENT AND PROSECUTOR SURVEY

3/15/2010

Name: \_\_\_\_\_(optional)      Years in Law Enforcement/Prosecution: \_\_\_\_\_

Date: \_\_\_\_\_      Agency: \_\_\_\_\_

[Please use back for additional information or attach a separate page.]

1. Who are the most dangerous or most chronic violent or influential criminals in Davidson County (those most prone to commit or promote violent crime)? (Violent crime is defined as any serious assault, robbery, homicide, breaking & entering, burglary, felony drug offense, or any crime involving the possession or use of a firearm.)

<u>Name</u>	<u>Type of Crime</u>	<u>Pending Charges</u>	<u>Group Affiliation?</u>
_____	_____	Y N unknown	_____
_____	_____	Y N unknown	_____
_____	_____	Y N unknown	_____
_____	_____	Y N unknown	_____
_____	_____	Y N unknown	_____
_____	_____	Y N unknown	_____
_____	_____	Y N unknown	_____

2. Are there any specific houses/corners or hot spots (geographical areas) that need attention more than others? Please list locations and reason identified (be specific—guns, violence, street sales, etc.).

\_\_\_\_\_

\_\_\_\_\_

\_\_\_\_\_

\_\_\_\_\_

\_\_\_\_\_

3. Are you aware of any gang or group criminal activity in Davidson County?

(The definition of “gang” is often restrictive. We are interested in organized groups of adults and/or juveniles that utilize violence and intimidation to further their criminal activity.)

<u>Group</u>	<u>How Identified</u> (tatoos, graffiti, colors, signs, associates, informants etc.)	<u>Geographic Turf</u>
A. _____	_____	_____
(List known leaders, members & associates) _____		
_____		
B. _____	_____	_____
(List known leaders, members & associates) _____		
_____		
C. _____	_____	_____
(List known leaders, members & associates) _____		
_____		
D. _____	_____	_____
(List known leaders, members & associates) _____		

---

E. \_\_\_\_\_

(List known leaders, members & associates) \_\_\_\_\_

---

(Put additional groups/information on back).

4. What are the three (3) most violent gangs/groups currently in operation in Davidson County?

i)

ii)

iii)

5. Do you have an informant who can buy illegal guns or drugs or provide intelligence about these or other violent groups on the street?

6. Can you identify citizens, business owners, clergy, or community groups that may be willing to assist in this violence-reduction effort?  
If so, please list.

7. Are you aware of any programs or services being delivered to “at-risk” kids that you feel are successful and can be replicated or improved in this area (YMCA, churches, schools, etc.)? If so, please list.

8. Do you have any suggestions about possible crime-reduction strategies or how to fight crime in Davidson County?

9. For each of the following agencies, who do you call if there is a gang issue?

Davidson County SO \_\_\_\_\_

Thomasville PD \_\_\_\_\_

School System \_\_\_\_\_

DCC (probation/parole)\_\_\_\_\_

Denton PD \_\_\_\_\_

DJJDP (juvenile) \_\_\_\_\_

Lexington PD \_\_\_\_\_

DA’s Office \_\_\_\_\_

DSS \_\_\_\_\_



10. List any training or suggestions that might help you do your job better.

---

---

---

Thank you for your participation. Your responses will be kept confidential.

Please submit completed surveys by e-mail to Kristen Di Luca: [kldiluca@uncg.edu](mailto:kldiluca@uncg.edu), or fax to 336-217-9750

Or Betty Bauer: [bbauer@lexingtonnc.net](mailto:bbauer@lexingtonnc.net)

PROJECT SAFE NEIGHBORHOODS: PROBATION SURVEY

3/15/2010

Name: \_\_\_\_\_(optional)      Years in Probation: \_\_\_\_\_

Date: \_\_\_\_\_      Agency: \_\_\_\_\_

(Please use back for additional information or attach a separate page.)

1. Who are the most dangerous or most chronic violent probationers on your caseload (those most prone to commit a violent crime and either live, stay, or hang out in the Davidson County area)? (Violent crime is defined as any serious assault, robbery, homicide, breaking & entering, burglary, felony drug offense, or any crime involving the possession or use of a firearm.)

<u>Name</u>	<u>Type of Crime</u>	<u>Pending Charges</u>	<u>Group Affiliation?</u>
_____	_____	Y N unknown	_____
_____	_____	Y N unknown	_____
_____	_____	Y N unknown	_____
_____	_____	Y N unknown	_____
_____	_____	Y N unknown	_____
_____	_____	Y N unknown	_____
_____	_____	Y N unknown	_____

2. Are you aware of adult probationers (over 18) who co-offend with juveniles (under 18) or involve juveniles in criminal activities (i.e., drugs, robberies, motor vehicle thefts, etc.)? This includes siblings drawn into criminal activity. If yes, please list.

\_\_\_\_\_

\_\_\_\_\_

\_\_\_\_\_

\_\_\_\_\_

3. Are there any specific locations, houses/corners, or hot spots that need more attention than others?

---

---

---

---

4. Is there “gang” or group criminal activity by probationers or in areas where your probationers live?

(The definition of “gang” is often restrictive. We are interested in organized groups of adults and/or juveniles that utilize violence and intimidation to further their criminal activity.)

Group

How Identified

(tatoos, graffiti, colors, signs, associates, informants etc.)

Geographic Turf

A. \_\_\_\_\_

(List known leaders, members & associates) \_\_\_\_\_

\_\_\_\_\_

B. \_\_\_\_\_

(List known leaders, members & associates) \_\_\_\_\_

\_\_\_\_\_

C. \_\_\_\_\_

(List known leaders, members & associates) \_\_\_\_\_

---

D. \_\_\_\_\_

(List known leaders, members & associates) \_\_\_\_\_

---

E. \_\_\_\_\_

(List known leaders, members & associates) \_\_\_\_\_

---

(Put additional groups/information on back).

5. Do those involved in group/gang criminal activity carry or utilize guns? If so, where do they get them?

6. Are you aware of any “beefs” or alliances between any two groups? Please describe groups and beef/alliance. (This could be a “beef” over a corner for street, sales or a “beef” between two members of opposite groups.)

7. What are the three (3) most violent gangs/groups currently in operation in Davidson County?

i)

ii)

iii)

8. Can you identify citizens, business owners, clergy, or community groups that may be willing to assist in this violence-reduction effort?  
If so, please list.

9. Do you have any suggestions about possible crime-reduction strategies or how to fight crime in Davidson County?

10. From the following agencies, who do you call if there is a gang issue?

Davidson County SO \_\_\_\_\_

Thomasville PD \_\_\_\_\_

School System \_\_\_\_\_

DCC (probation/parole) \_\_\_\_\_

Denton PD \_\_\_\_\_

DJJDP (juvenile) \_\_\_\_\_

Lexington PD \_\_\_\_\_

DA's Office \_\_\_\_\_

DSS \_\_\_\_\_

11. List any training or suggestions that might help you do your job better.

---

---

---

---

---

Thank you for your participation. Your responses will be kept confidential.

Please submit completed surveys by e-mail to Kristen Di Luca: [kldiluca@uncg.edu](mailto:kldiluca@uncg.edu), or fax to 336-217-9750

Or Betty Bauer: [bbauer@lexingtonnc.net](mailto:bbauer@lexingtonnc.net)



## Sample Violent Offender Intelligence Worksheet\*

Focused deterrence strategies are employed to identify individuals and groups engaged in criminal activity; understand their levels of violence, activity, and organization; delineate the members of violent groups; and reduce gun and gang-related violent crime in local jurisdictions.

As part of the intelligence-gathering processes upon which focused deterrence strategies can be built, it can be important in understanding which individuals and/or members of violent groups can be “put on notice.” In some jurisdictions, pieces of intelligence are gathered to better understand which levers can be pulled in order to change group behavior. Elements of criminal histories and law enforcement contact information from sources such as police records, arrest reports, AOC records, field sheets, Crime Stoppers records, incident reports, and other law enforcement intelligence can provide an additional layer of information regarding the levers to pull for groups and group members.

Sites are the experts on what information to gather, but the following items have been particularly useful for other sites:

- |                                                                             |                                                          |
|-----------------------------------------------------------------------------|----------------------------------------------------------|
| o Group/gang name and gang affiliations                                     | o Active BOLs                                            |
| o Level of group involvement/status ranking                                 | o CAD calls                                              |
| o Key player/“shot caller”                                                  | o Incident reports                                       |
| o Midlevel—actively engaged in violence to forward the benefit of the group | o Arrest reports                                         |
| o Low- or entry-level (nonviolent)                                          | o Field sheets                                           |
| o Associates/relationships                                                  | o Weapons offenses                                       |
| o Frequency of police contact                                               | o Level of drug dealer (street, house, courier, lookout) |
| o NC DOC record check                                                       | o Convicted felon (yes or no)                            |
| o AOC record                                                                | o Number of felonies (arrests & convictions)             |
| o Crime Stoppers complaints                                                 | o Weapons offenses (yes or no)                           |
| o Vice complaints                                                           | o Addresses (current & prior)                            |
|                                                                             | o Driver’s license history                               |
|                                                                             | o Probation status (current & prior)                     |
|                                                                             | o Pending charges                                        |

The table on the following page can be used in compiling information about group members. Additional information of interest can be added to support site needs.

\*Modified from High Point and Winston-Salem Police Department Worksheets

This project was supported by Grant No. 180-1-08-001-BB-053 awarded to UNCG’s Center for Youth, Family, and Community Partnerships by the U.S. Department of Justice through the North Carolina Department of Crime Control & Public Safety, Governor’s Crime Commission.

<b>Intelligence Checklist*</b>	
*Modified from High Point and Winston-Salem Police Department Worksheets	
Name of Person Completing Form	
Agency	
Date Completed	
Name	
Date of Birth	
Group/Gang Name and Affiliations (if any)	
Level of Group Involvement/Status Ranking 1. Key player/"shot caller" 2. Midlevel-actively engaged in violence to forward the benefit of the group 3. Low- or entry-level (nonviolent)	Key Player <input type="checkbox"/> Midlevel <input type="checkbox"/> Low-level <input type="checkbox"/> Unknown <input type="checkbox"/>
Associates/Relationships	
Frequency of police contact/# of Contacts	
Convicted Felon (yes or no)	Yes <input type="checkbox"/> No <input type="checkbox"/> Unknown <input type="checkbox"/>
Number of Felonies (arrests & convictions)	Arrests          Convictions
Weapons Offenses (yes or no)	Yes <input type="checkbox"/> No <input type="checkbox"/> Unknown <input type="checkbox"/>
Drug Dealer (yes or no)	Yes <input type="checkbox"/> No <input type="checkbox"/> Unknown <input type="checkbox"/>
Level of Drug Dealer (street, house, courier, lookout)	Street <input type="checkbox"/> House <input type="checkbox"/> Courier <input type="checkbox"/> Lookout <input type="checkbox"/>
Pending Charges	Yes <input type="checkbox"/> No <input type="checkbox"/> Unknown <input type="checkbox"/> Types of charges pending _____
Addresses (current & prior)	Current _____   Prior _____
Driver's License Status	
Currently on Probation?	Yes <input type="checkbox"/> No <input type="checkbox"/> Unknown <input type="checkbox"/>
Previously on Probation?	Yes <input type="checkbox"/> No <input type="checkbox"/> Unknown <input type="checkbox"/>
Pending Charges? If yes, types of charges?	Yes <input type="checkbox"/> No <input type="checkbox"/> Unknown <input type="checkbox"/> _____


This project was supported by Grant No. 180-1-08-001-BB-053 awarded to UNCG's Center for Youth, Family, and Community Partnerships by the U.S. Department of Justice through the North Carolina Department of Crime Control & Public Safety, Governor's Crime Commission.

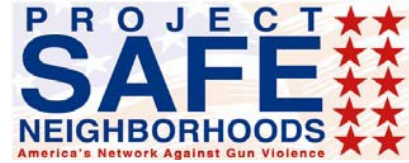


Other Notes of Interest

This project was supported by Grant No. 180-1-08-001-BB-053 awarded to UNCG's Center for Youth, Family, and Community Partnerships by the U.S. Department of Justice through the North Carolina Department of Crime Control & Public Safety, Governor's Crime Commission.

<b>Name:</b>	Doe, Kenneth John						
<b>Alias:</b>	None Known						
<b>Pistol:</b>	CCW		DOC	0123456			
<b>DOB</b>	1/01/1985		Age:	21			
<b>Last Home Address:</b>	123 Main Street Burlington NC 27217 (3/16/06)						
<b>Group Affiliation</b>	8 Trey Crip						
<b>Last Charge &amp; Date of Charge:</b>	Robbery with a Firearm—Felony 8/19/2006 BPD						
<b>Snapshot History:</b>	Last release		P/PO	Pending Charges	Firearms	Misd.	Felonies
	4/22/05		No	No	Y	8	11
<b>Past Arrest History:</b>  <b>4/25/02 -8/18/06</b>	<b><i>Wanted in GA for Probation Violation- Warrant Issued 1-11-07</i></b> <i>Misd.: Common law robbery, B&amp;E, larceny, carrying concealed weapon, resisting public officer (2), poss. drug paraphernalia (2)</i> <b><i>Felony: possession stolen mv, B&amp;E (2), larceny (2), possession firearm by felon, possession stolen goods, larceny after B&amp;E, possession of cocaine, assault on le w/ firearm, robbery w/ a firearm</i></b>						





## PROJECT SAFE NEIGHBORHOODS: DAVIDSON COUNTY

### Violent Incident Review Summary Report

---

Kristen Di Luca, M.A.

Kristin Johnston, B.A.

Center for Youth, Family, and Community Partnerships

The University of North Carolina at Greensboro

May 2010



The Center for Youth, Family, and Community Partnerships at the University of North Carolina at Greensboro is the Project Safe Neighborhoods Research Partner for the United States Attorney's Office, Middle District of North Carolina. These efforts are supported by Project Safe Neighborhoods funding (180-1-08-001-BB-053) awarded by the U.S. Department of Justice through the North Carolina Department of Crime Control and Public Safety, Governor's Crime Commission. For additional information about this report, please contact Kristen L. Di Luca, M.A., 330 S. Greene Street, Suite 200, Greensboro, NC 27401 (336-217-9735) or by e-mail: [kldiluca@uncg.edu](mailto:kldiluca@uncg.edu).

## Project Safe Neighborhoods: Davidson County

### Overview

In the Middle District of North Carolina, one of the critical components in building a Project Safe Neighborhoods (PSN) site and implementing strategies to reduce violent gun and, where applicable, gang/group-related crime, is establishing a data-driven baseline. This baseline is built upon converging data sets that include a trend review of focus offenses; survey findings reported by front-line officers, probation and parole officers, and prosecution partners; the Violent Incident Review; and the Offender Review. Depending upon findings from these sources, further data can be collected and reviewed to develop a violent gun-crime reduction strategy and community law enforcement partnership to support sustaining violent crime reductions. Participating law enforcement agencies in Davidson County are the Davidson County Sheriff's Office (DCSO) and the Police Departments of Denton (DPD), Lexington (LPD), and Thomasville (TPD). Other participating agencies at present include the Department of Community Corrections (DCC), the Department of Juvenile Justice and delinquency Prevention (DJJDP), and the District Attorney's Office-22B Prosecutorial District (DA's Office). Violent Incident Review efforts are supported by the Center for Youth, Family, and Community Partnerships (CYFCP) at UNCG and the United States Attorney's Office for the Middle District of North Carolina (USAO-MDNC).

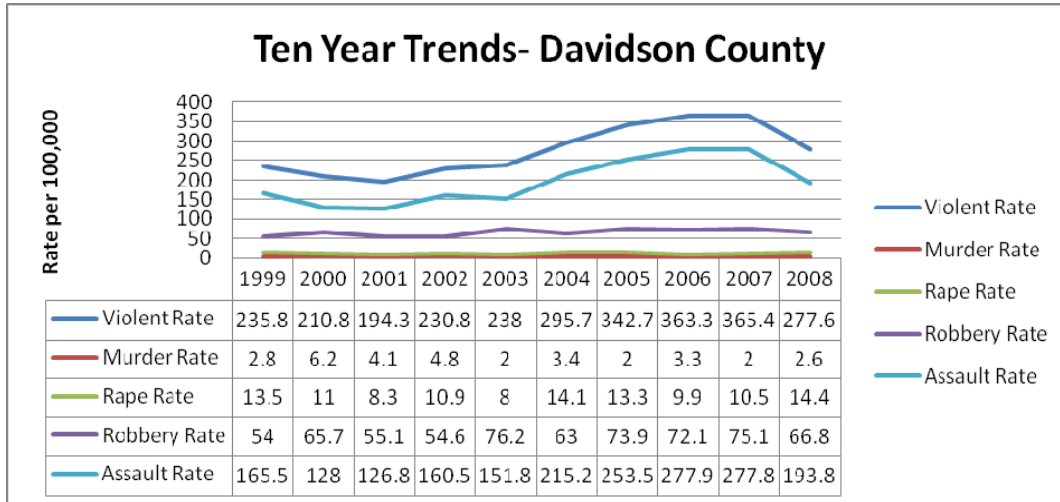
This report presents findings from trend review, front-line survey, and violent incident review data and is intended to provide a baseline for discussion of next steps for the Project Safe Neighborhoods review team in Davidson County. Based upon the findings presented, it is the recommendation of the research partner that the team move forward to conduct 1) a review of violent criminal groups (Group Review) in Davidson County and 2) a review of violent individuals and group members in Davidson County (Offender Review).

### Trend Review Summary

The trend review process establishes the direction and foundation of the Violent Incident Review. The PSN research partner reviews trends for three focus offenses—homicide, aggravated assault, and armed robbery—in each of the jurisdictions within the PSN site. Trends for these offenses committed with firearms are also reviewed. The goal of the trend review is to develop a comprehensive, multijurisdictional understanding of the violent crime occurring across all jurisdictions within the site. This review can determine which offenses (as well as which offenses committed with firearms) are on the rise so that focus offenses for the incident review meeting can be determined. In addition, the trend review assists partnering agencies with an understanding of where firearms offenses are occurring at the greatest rate and what patterns, including time-of-year trends, exist within the site. This information helps to establish a baseline for further assessment. Shots fired calls for service, carrying concealed weapons charges, and discharging weapons into an occupied dwelling charges, and others can also be reviewed.

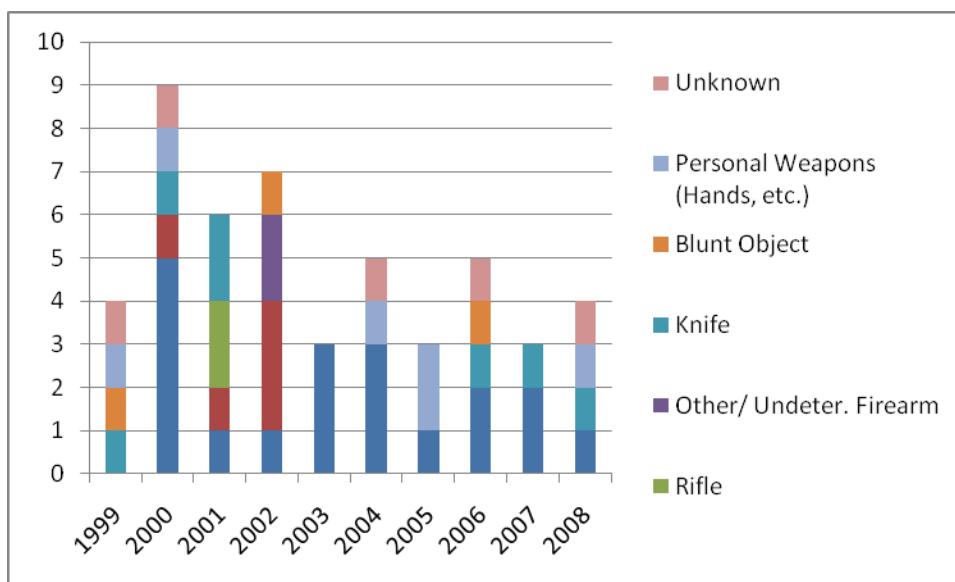
## Ten Year Trends

A review of violent crime rates as reported to the North Carolina State Bureau of Investigations yielded findings in trend rates consistent with others across the country: in general, violent crime in 2008 was on the decline. Although the murder and rape rates increased slightly in 2008 from 2007, other rates decreased. Further, with the actual numbers of murders being very small, raw numbers are preferable to rates for these comparisons. Inconsistent with many reporting agencies across the country, robbery rates were also on the decline in Davidson County between 2007 and 2008. A closer review of 2009 trends for Davidson County partners follows.



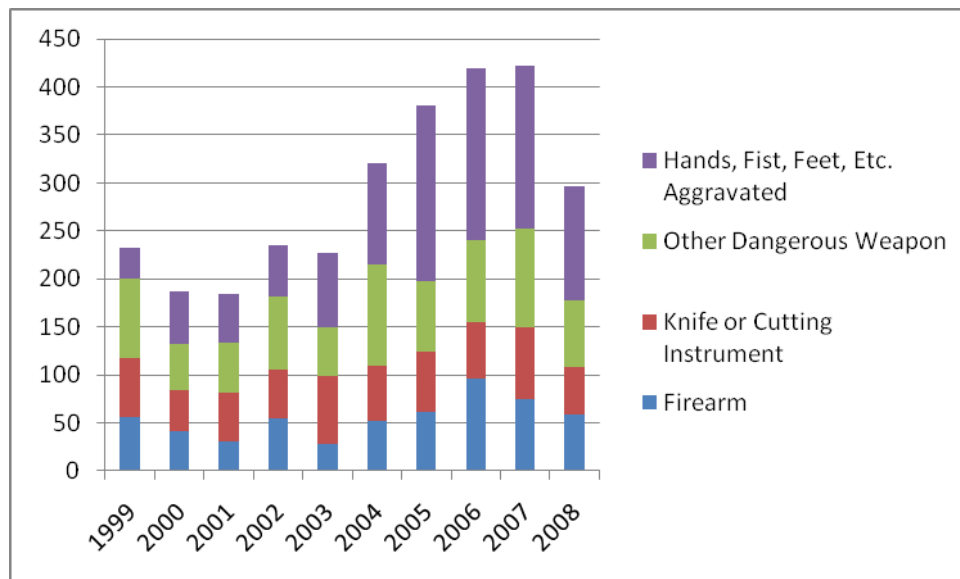
## Homicides

Fifty-seven percent of all homicides reported between 1999 and 2008 were committed with a firearm. Of these, 67% were committed with a handgun and 25% were committed with a shotgun or rifle.



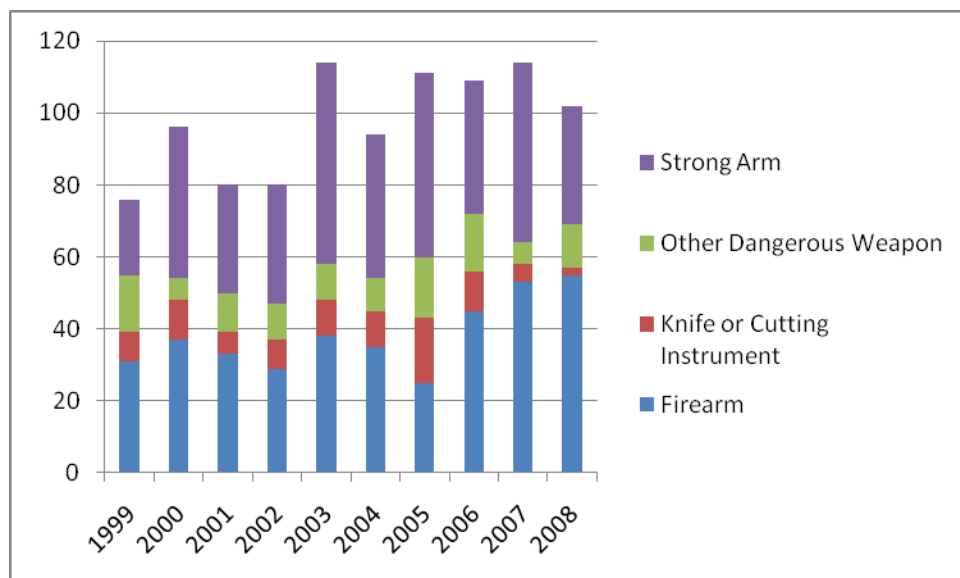
## Aggravated Assaults

Between 1999 and 2008, 19.1% of all reported aggravated assaults were committed with a firearm.



## Robberies

Between 1999 and 2008, 39% of all reported robberies were committed with a firearm.



## Focus Offenses for Review

Data were collected from all four participating law enforcement agencies for January 2009 through April 2010. Each agency submitted the dates, locations, and weapons involved for specific offenses—homicides, aggravated assaults, armed robberies, and discharging weapons into occupied property—to be incorporated into the violent incident review process. Summaries of these offenses follow.

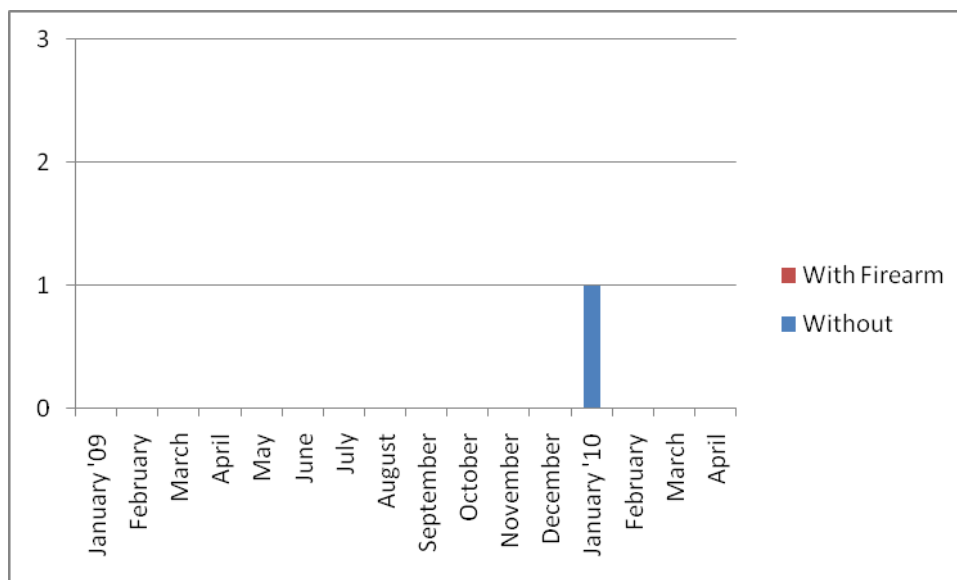
For the focus period of January 2009 through April 2010, Davidson County partners reported a total of 345 offenses; 115 of these offenses were committed with firearms (35%).

Agency	Total Offenses	With Firearms	Percent with Firearms
DCSO	145	40	27.6
DPD	1	0	0
LPD	119	55	46.2
TPD	60	20	66
Total	325	115	35

## Time of Year Trends

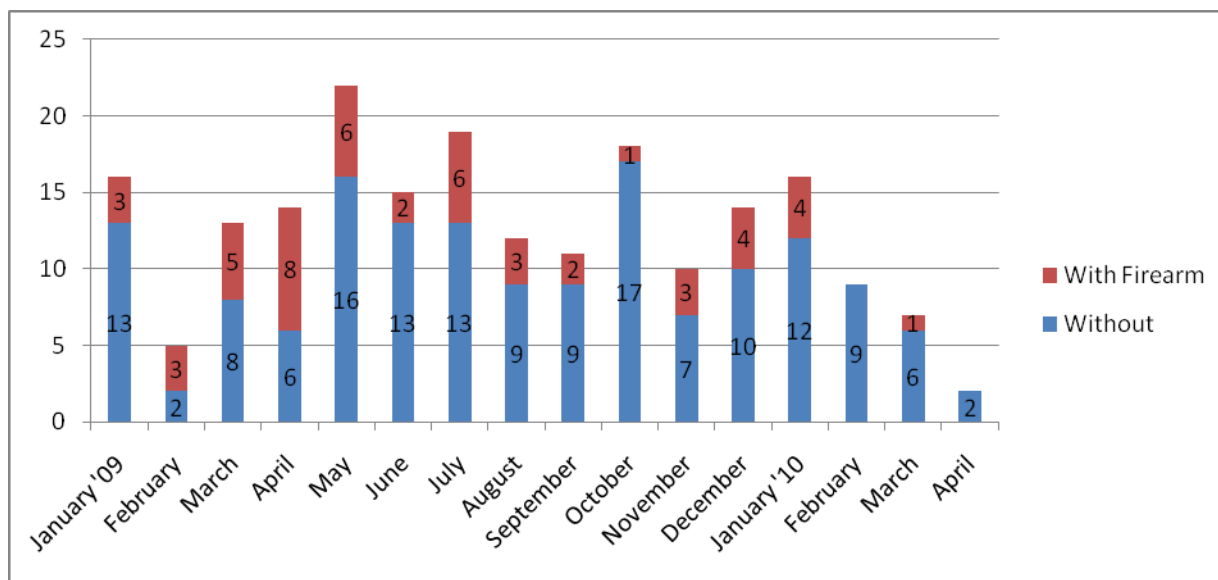
### Homicide

Only one homicide was reported during the focus period by participating agencies.



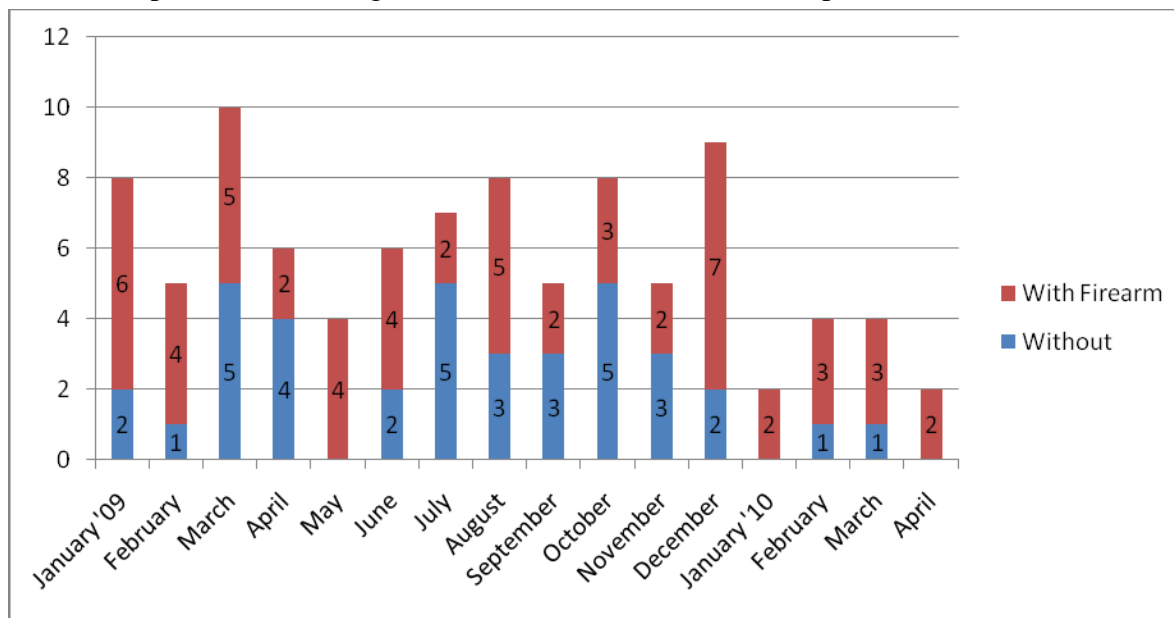
### Aggravated Assaults

The greatest numbers of aggravated assaults collectively occurred in the months of May and July of 2009, followed by October 2009 and January 2009 and 2010. The greatest numbers of firearm-involved aggravated assaults were reported in the months of March, April, May, and July of 2009.



### Armed Robberies

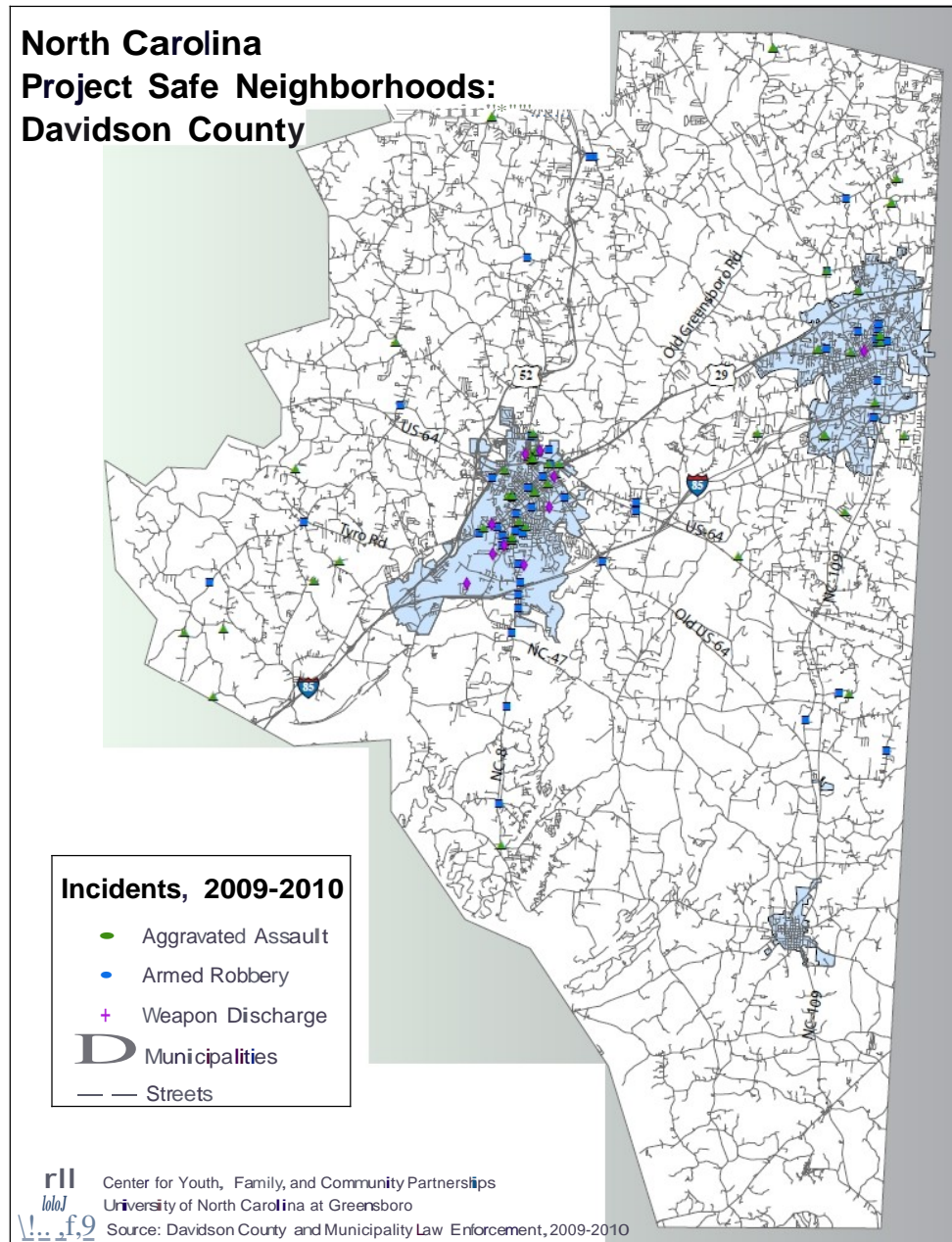
The greatest numbers of armed robberies were reported as occurring in the months of January, March, August, October, and December of 2009, with the greatest numbers of firearm-related armed robberies reported as occurring in these same months with the exception of October.



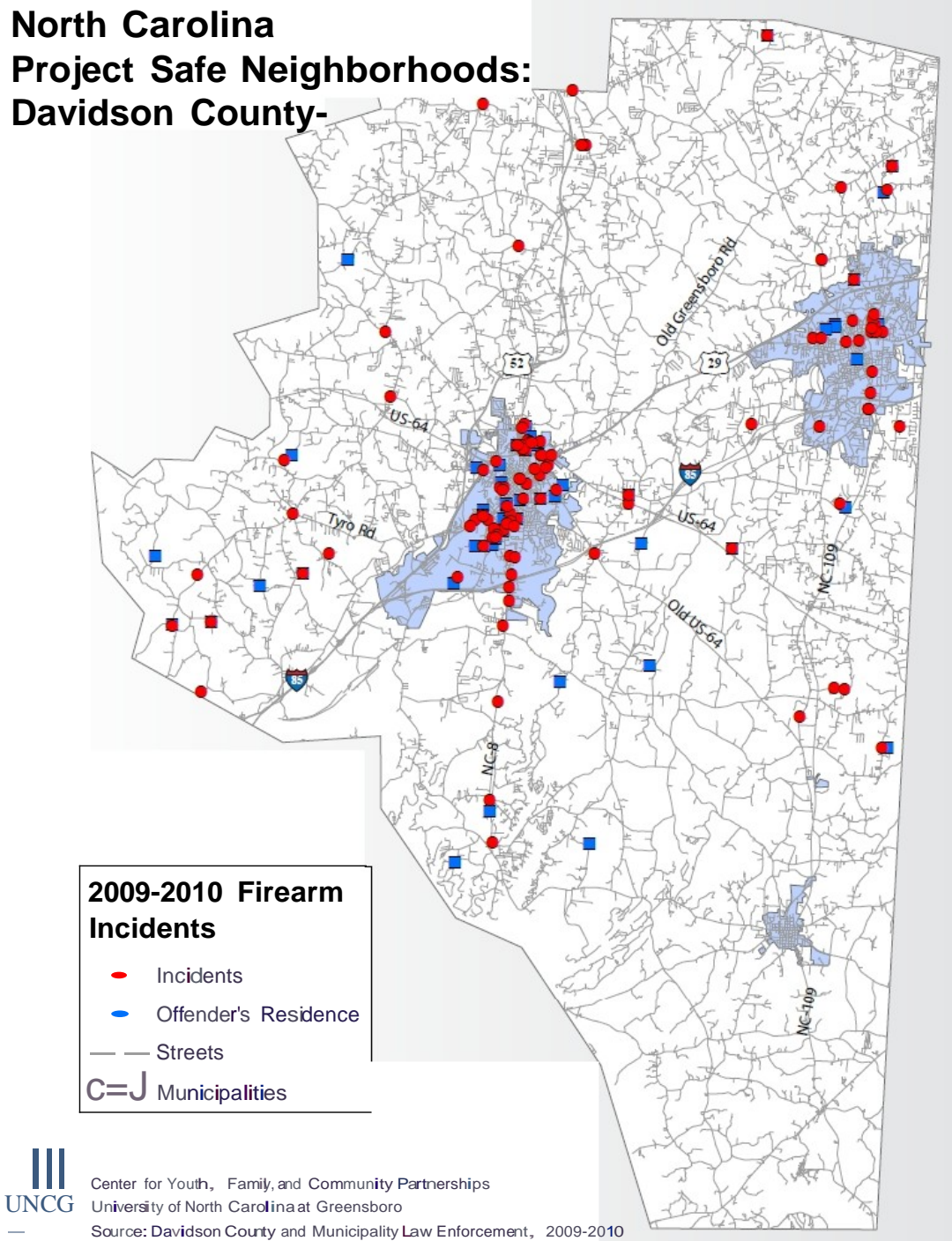
### Incident Locations and Offender Residences for Violent Crimes involving Firearms

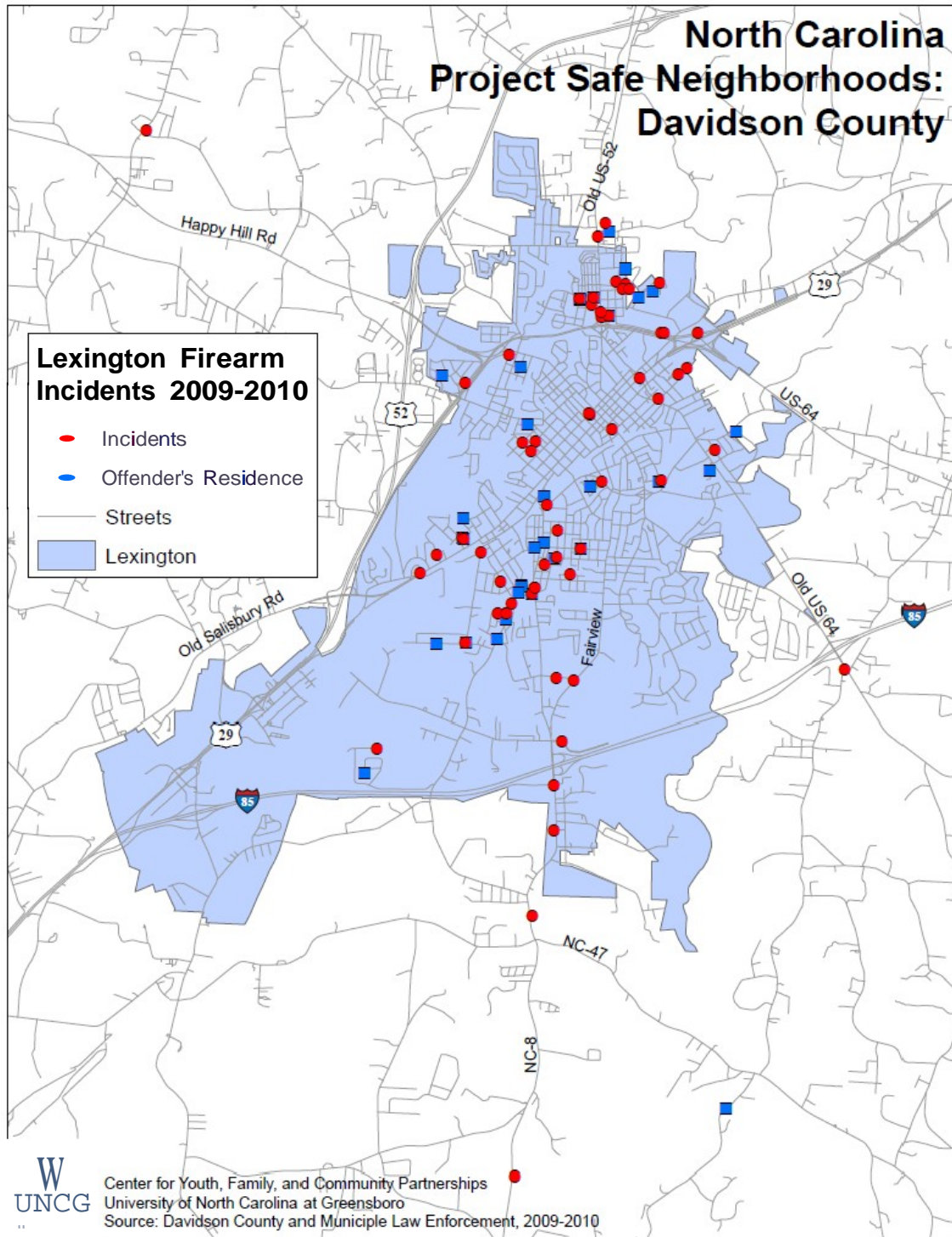


Mapping of offenses involving firearms generated by the CYFCP are used to show 1) concentration of where violent crimes are occurring, and 2) where perpetrators of these crimes are or have been most reported to reside. The following are maps that show this information county-wide as well as by jurisdiction.

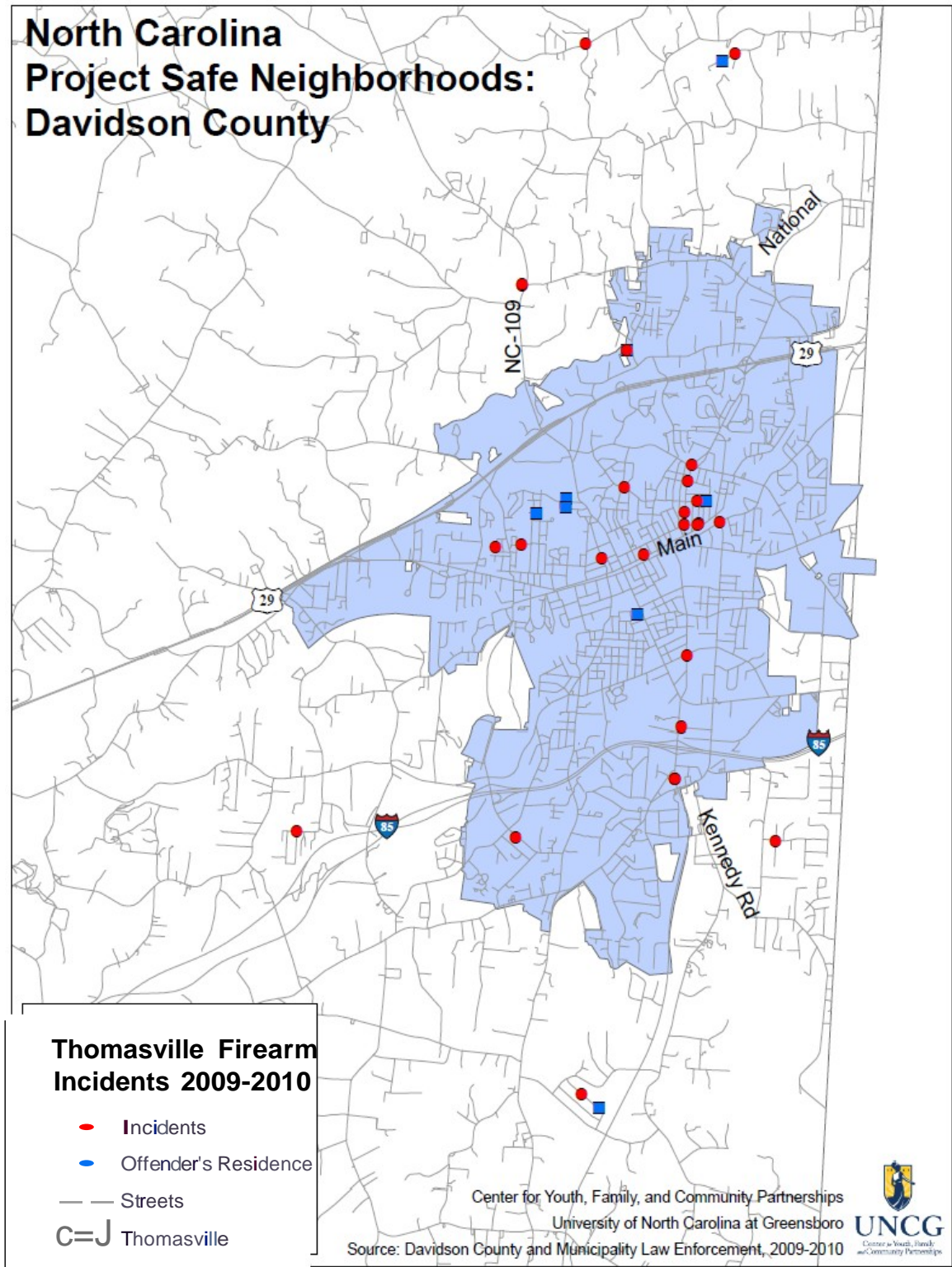


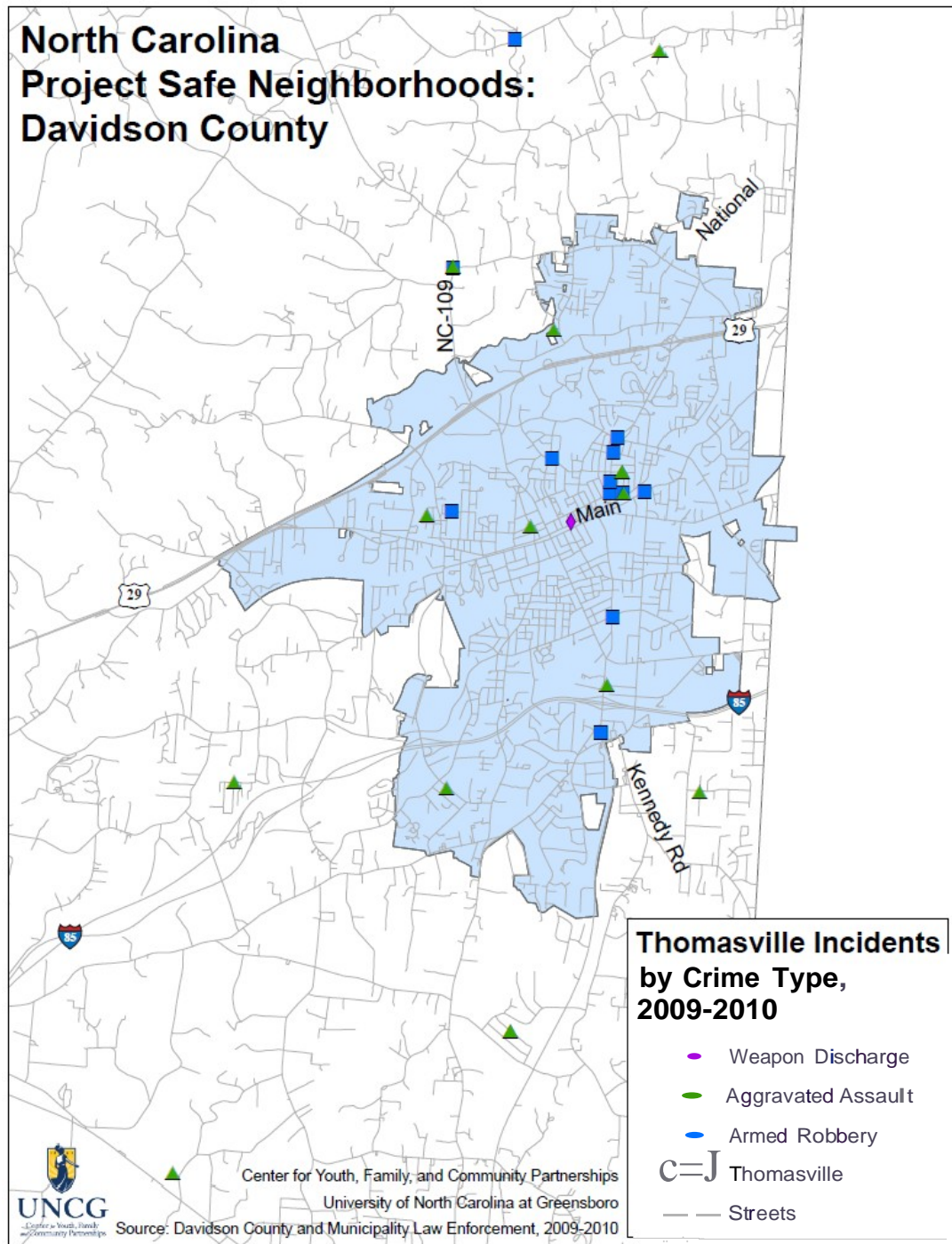
For the 115 offenses reported as firearm-involved during the reporting period, there were 127 reported offenders. Of these, addresses were reported for 75, 12 of which were outside of Davidson County. For the remaining 64 offenders, addresses were unknown or insufficient information for mapping was provided. Nearly half (49.6%) of the offenders committing these focus offenses have in-county residences recorded by Davidson County law enforcement partners.











### Survey Findings Summary

The Violent Incident Review can be launched in several ways. Traditionally, following a trend review of firearm-related offenses, a survey instrument is distributed to all law enforcement partners including front-line officers, investigators, tactical units, school resource officers, probation and parole partners, and the district attorney's office to gather information to form a comprehensive picture of the gun and gang violence dynamics known to be actively driving local violence *now*.

Surveys yield front-line perception information about chronic offenders, active groups and gangs, hot spots for violent activity, and related dynamics. Further, surveys provide information such as what resources for prevention and intervention are known in the jurisdiction, which points of contact within each agency are considered "go to" people for reporting gang/group activity, and training needs of respondents to inform site development and planning.

Because not all members of every agency can be included in the review meeting, but all members have potentially valuable information to contribute to identifying the violent gun crime dynamics, survey analysis provides a rich data source to layer into the Violent Incident Review process. For purposes of furthering the development of the Violent Incident Review process in Davidson County, findings from surveys submitted by Davidson County partners related to names of chronic offenders, active groups, and hot spot locations are presented below.

A total of 166 surveys were submitted by Davidson County partners:

- 5 from the District Attorney's Office (22 B Prosecutorial District)
- 62 from the Davidson County Sheriff's Office
- 13 from the Thomasville Police Department
- 2 from the Department of Juvenile Justice and Delinquency Prevention (\*no juvenile names were provided, only first and last initial)
- 56 from the Lexington Police Department
- 28 from the Department of Community Correction (Probation and Parole)

#### Named Offenders

A total of 781 names were recorded and submitted. Of these, 257 were unique names. Offenders named most frequently are listed in a supplemental report.

When compared with incident data provided by all participating law enforcement agencies from January 2009 to April 2010, 31 of the most frequently named chronic offenders had in fact been either a suspect/offender (17 individuals, of which 3 were a suspect/offender in 2 incidents), a victim (10 individuals), or both a suspect/offender and a victim (4 individuals) associated with the violent incidents reviewed on May 6, 2010.

**12.9% of the suspects/offenders and victims named during the incident review were also listed in the surveys as chronic violent offenders.**

Suspect	Last Name	First Name
Suspect	Doe	Jane
Suspect	Doe	John
Suspect	Etc...	Cierro
Suspect		Christopher
Suspect		Jeffrey
Suspect		Daniel
Suspect		Saecoby
Suspect		Steven
Suspect		Dvorrest
Suspect		Ricky
Suspect		Dana
Suspect		Christopher
Suspect		Orlando
Suspect		Joseph
Suspect (2)		Nathan
Suspect (2)		Marquise
Suspect (2)		Kawine
Victim		Spanola
Victim		Andre
Victim		Anthony
Victim		Patrick
Victim		Ladonna
Victim		Donald
Victim		Emanuel
Victim		Marcus
Victim		Michael
Victim		Donald
Victim and Suspect	Doe	John
Victim and Suspect		
Victim and Suspect		
Victim and Suspect		

Named Groups and Hot Spot Locations

Eighty four of the 166 surveys completed and submitted reported groups/gangs known to be active in the county. In some cases, locations where these groups were also known to be active were reported. Findings are presented in the following table.

<b>Total Number of Surveys</b>			<b>166</b>
<b>Number of Surveys with Group Information</b>			<b>84</b>
<b>Groups</b>	<b>Frequency of reports</b>	<b>Predominant Location/Turf</b>	
<b>TRG or Tiny Rascal Gangsters</b>	73	Northside Lexington, Erlanger Area	
<b>Sur 13</b>	43	Southside Lexington, Erlanger Area	
<b>Bloods</b>	21		
<b>BP or Bullet Proof</b>	20	Jamaica Drive & Raleigh Road	
<b>Crips</b>	13		
<b>Outlaws or Outlaw Motorcycle Group</b>	10	Northern Davidson County, Lexington, 64 East	
<b>MS-13</b>	7		
<b>UBN or United Blood Nation</b>	7		
<b>DT5</b>	7	Southside Lexington, Helen Cople Apartments, Cotton Grove	
<b>Laotian or Laos Crips</b>	6	North Lexington	
<b>Bravehearts</b>	4	Northeast Thomasville	
<b>Rolling 60's</b>	3	South Thomasville	
<b>CMC or Cash Money Crew</b>	2	Thomasville: School St., Taylor St., Salem/Leonard St.	
<b>Latin Kings</b>	2		
<b>Bloods 5%</b>	1		
<b>Piru Blood Hounds</b>	1	Northeast Thomasville	
<b>Folk Nation</b>	1		
<b>9mm</b>	1	Thomasville	
<b>TTN or Thomasville Thug Nation</b>	1	Thomasville	
<b>People Nation</b>	1		
<b>Downtown</b>	1		
<b>Uptown</b>	1		
<b>Southside</b>	1		
<b>Northside</b>	1		



The Violent Incident Review meeting has two purposes: a) to better understand the recent violent crime dynamic in depth in a defined region or site, and b) to share information across agencies about crime trends so that effective strategies can be developed, barriers to implementation can be addressed on the front end, and roles and responsibilities of partners can be associated with next steps in violent crime reduction strategies.

The review meeting is convened to potentially discuss all homicides over the past 18 to 36 months and other offenses over roughly the past year (e.g., aggravated assaults with firearms, armed robberies with firearms, and incidents of discharging a firearm into an occupied dwelling). The types of incidents reviewed may change depending upon the results of crime trend analysis and survey findings.

#### PSN Davidson: Violent Incident Review Summary

For the focus period of January 1, 2009 to April 30, 2010, data related to homicides, aggravated assaults, armed robberies, and discharging a firearm into an occupied dwelling incidents were extracted by the Project Safe Davidson's participating law enforcement agencies, including the Davidson County Sheriff's Office (DCSO), Denton Police Department (DPD), Lexington Police Department (LPD), and Thomasville Police Department (TPD). There were no homicides reported by partner agencies during the focus period.

A total of 325 such incidents were reported. Of these, 115 involved a firearm (35.4%):

- 50 Aggravated Assaults
- 55 Armed Robberies
- 10 Discharging a Firearm into an Occupied Property/Dwelling

On May 6, 2009 partners from participating law enforcement agencies as well as representatives from the U.S. Attorney's Office (USAO), District Attorney's (DA) Office, and Department of Community Correction met to review these incidents in greater detail. Prompted by the University of North Carolina–Greensboro (UNCG) research partner, information related to the following questions was discussed:

1. What do we know about this incident?
2. What do we know about the offender(s)?
3. What do we know about the victim(s)?
4. Was/were the offender(s) known to law enforcement prior to this incident?
5. Was/were the victim(s) known to law enforcement prior to this incident?
6. Is/are the offender(s) involved in a group?

7. Is/are the victim(s) involved in a group?
8. Does the location of the incident have a particular history of interest to participants?
9. Were there any violent incidents preceding this one that may be related?
10. Were there any violent incidents following this one that may be related?

### Offense Summary

Partnering law enforcement agencies prepared a PowerPoint presentation with overview information relative to 104 of these incidents, including the date and time, offender and suspect names, weapon used, and in some cases a brief summary of what had occurred. In total, 104 slides were prepared for inclusion into the presentation for further review.

Of the 104 incidents prepared for review, three were determined by law enforcement agencies to be duplicates, thus the total number of incidents reviewed was 101. Of these, 20 yielded no substantive discussion (19.8%). For these cases, the incident was either a false report or yielded no substantive knowledge for discussion among the review team.

**Armed Robbery with a Firearm (54 reviewed, 41 yielded findings for analysis):** 20 of these incidents were reported by the DCSO; 23 were reported by LPD; and 14 were reported by TPD. Of these incidents, one was not reviewed and three were presented by multiple agencies and considered “repeats” for purposes of analysis, so they are counted only once in this report. Of the 54 remaining incidents, 13 were not known to the review team, leaving 41 that yielded findings for analysis and summary.

- 30 were group/gang related (73.2%).
  - 16 were also drug related (53.3%).
- 2 were domestic violence related (4.9%)
  - Both were also drug related (100%).
- 20 were drug related (48.8%).
  - 15 were also group/gang related (75%).
  - 1 was also domestic violence related (5%).
- 11 were either preceded or followed by a related violent incident (26.8%).
  - 8 were group/gang related (72.7%).

- 2 were domestic violence related (18).
- 6 were drug related (54.5%).
- 3 were both drug and group/ gang related (27.3%).
- 5 occurred at a location of interest to law enforcement (12.2%).
  - 3 were gang/group related (60%).
  - 1 was both gang group and drug related (20%).
  - None were domestic violence related (0%).
  - 1 was not associated with gang/group activity/membership, domestic violence, or drugs (20%).

**Aggravated Assault with a Firearm (39 reviewed, 34 yielded findings for analysis):** 20 of these incidents were reported by the DCSO; 17 were reported by LPD; and 3 were reported by TPD. Of these incidents, one was not included in the review and five were not known to the review team, leaving 34 that yielded findings for analysis and summary.

- 10 were group gang related (29.4%).
  - 2 of these 10 were also drug related (20%).
  - 2 were also domestic violence related (20%).
- 11 were domestic violence related (32.4%)
  - 3 were also drug related (27.3%).
  - 3 were also group/gang related (27.3%).
  - One was also related to drugs and group/gang activity/membership (9%).
- 13 were drug related (38.2%).
  - 2 were also group/gang related (15.4%).
  - 3 were also domestic violence related (23.1%).
  - 1 was also related to both domestic violence and group/gang membership/ activity (7.7%).
- 14 were either preceded or followed by a related violent incident (41.2%).
  - 5 were group/gang related (35.7%).

- 3 were domestic violence related (21.4%).
- 4 were drug related (28.6%).
- 1 was both drug and group/gang related (7.1%).
- 1 was both drug and domestic violence related (7.1%).
- 8 occurred at a location of interest to law enforcement (23.5%). Of these,
  - 3 were gang/group related (37.5%).
  - 1 was domestic violence related (12.5%).
  - 1 was both gang/group and drug related (12.5%).
  - 1 was gang/group, domestic violence, and drug related (12.5%).
  - 2 were not associated with gang/group activity/membership, domestic violence, or drugs (25%).

**Shooting into Occupied Dwelling/Illegal Discharge of Weapon (7 reviewed, 6 yielded findings for analysis):** Six of these incidents were incorporated for review by the LPD and one by TPD. Of these incidents, six were known to the review team.

- 4 were group/gang related (66.7%).
- None were related to domestic violence, drugs, or any combination of motive types (0%).
- In one case, at least one victim was previously known to law enforcement (16.6%).
- In one case, at least one offender was previously known to law enforcement (16.6%).
- In two cases, at least one victim and one offender were previously known to law enforcement (33.3%).
- 2 incidents were either preceded or followed by a related violent incident (33.3%).
  - 1 of these incidents occurred at a location of interest (Jamaica Drive).

## Motives and Related Factors

Of the 81 incidents discussed:

- 13 were domestic violence related (16%), meaning the incident itself was a domestic violence incident and/or at least one offender or victim had a history of domestic violence.
- 33 were drug related (40.7%), meaning the incident itself was related to drug business or other drug-related motive(s), or at least one victim or offender was known to be involved with drugs either as a user or a seller or both.
- 44 involved either at least one victim or one offender known to be group/gang associated (54.3%). For these purposes, it is important to note that the group/gang may or may not be formally recognized or validated. Individuals who are known to engage in criminal behavior with others are considered to be members of a criminal group.
- Of the 44 group/gang-related incidents:
  - 18 were drug related and/or also involved a victim or a suspect known as either a drug user or seller (40.9 %)
  - 2 involved a domestic violence motive or a victim or offender known to have a history of domestic violence (4.5%)
  - For all but one group/gang related incident, at least one offender was previously known to law enforcement (97.7%).
  - All incidents that were both group/gang related and either drug related or domestic violence related involved at least one offender who was previously known to law enforcement (100%).
  - For 24 group/gang related incidents, at least one victim was previously known to law enforcement (54.5%). Note: in some cases, the victim was a store or other location and not an individual person.

- Criminal groups named during the incident review included:

[INFORMATION REMOVED FOR THE EXAMPLE]

#### Related Violent Incidents

Twenty-seven of the incidents reviewed were either preceded by or followed by a related violent incident (32.9%). Of these incidents:

- 14 were group/gang related (51.9%).
  - 4 were also drug related
- 3 were domestic violence related (22.2%).
- 3 were domestic violence and drug related (22.2%).
- 4 were drug related (14.8%).
- 3 were not associated with either group/ gang activity, domestic violence, or drug activity (11.1%).

#### Prior Knowledge of Offender(s) and Victim(s) by Law Enforcement

- For 68 of the incidents reviewed, at least one offender was previously known to law enforcement (82.9%).
- For 38 of the incidents reviewed, at least one victim was previously known to law enforcement (46.3%).
- For 33 of the incidents reviewed, at least one victim and at least one offender was previously known to law enforcement (40.2%).
- For all but one group/gang related incident, at least one offender was previously known to law enforcement (97.7%).
- All incidents that were both group/gang related and either drug related or domestic violence related involved at least one offender who was previously known to law enforcement (100%).
- Of the 14 incidents associated with domestic violence, at least one offender was previously known to law enforcement in 12 of these incidents (85.7%), and at least one victim was previously known to law enforcement in 9 of these incidents (64.3%).
- Of the 32 drug related incidents, at least one offender was previously known to law enforcement for 28 of these incidents (87.5%), and at least one victim was previously known to law enforcement for 19 of these incidents (59.4%). Note: for some incidents, the victim was a store or other location and not an individual person.

#### Location of Interest

- 15 incidents occurred at a “location of interest.” These

locations included:

[INFORMATION REMOVED FOR THE EXAMPLE]

## Recommendations and Next Steps

Data from the front-line survey and the incident review process inform the following recommendations.

Front-line survey offender results coupled with the cross referencing of incidents reviewed yielded a list of several chronic offenders' names that appeared multiple times among multiple agencies. Further intelligence gathering will assist the review team with developing the criteria for the chronic offender notification.

Data from the front-line survey did not support findings from the incident review as they related to active violent groups currently known to be involved in violent incidents in Davidson County. Further intelligence gathering related to the groups known to be involved in violent incidents during the review period will support identification of chronic offenders for review.

A final review of the findings from these two intelligence processes will support the Project Safe Davidson review team in determining which offenders will be eligible for notification and which notification messages will most greatly reduce violent gun and group crime in Davidson County, potentially combining focused deterrence models previously implemented in the Middle District of North Carolina.

Following for discussion, please find samples of:

- Offender Review: Violent Offender Intelligence Checklist
- Group Listing: Violent Group Intelligence Checklist

## ACKNOWLEDGEMENTS AND CONTRIBUTORS

---

We respectfully acknowledge the efforts of all contributors to Project Safe Neighborhoods strategies in our Middle District of North Carolina. With special thanks for their contribution to this document, we recognize our committed United States Attorney Anna Mills Wagoner; Assistant United States Attorney and Project Safe Neighborhoods and Anti-Gang Coordinator for the Middle District of North Carolina Robert A.J. Lang; the North Carolina Governor's Crime Commission; Project Safe Neighborhoods Site Coordinators and Resource Coordinators; Project Safe Neighborhoods Community, Faith-Based, Reentry, Service Delivery, and Prevention Partners; the Center for Community Safety at Winston-Salem State University; the Alamance County Sheriff's Department; Burlington Police Department; Cabarrus County Sheriff's Office; Carrboro Police Department; Chapel Hill Police Department; Concord Police Department; Davidson County Sheriff's Office; Denton Police Department; Durham Police Department; Elon Police Department; Gibsonville Police Department; Graham Police Department; Greensboro Police Department; Haw River Police Department; High Point Police Department; Hillsborough Police Department; Kannapolis Police Department; Lexington Police Department; Mebane Police Department; Orange County Sheriff's Office; Project Reentry; Salisbury Police Department; Thomasville Police Department; UNC Chapel Hill Department of Public Safety; Winston-Salem Police Department; and the North Carolina Department of Correction, Department of Community Corrections.

Special recognition to:

United States Attorney's Office for the Middle District of North Carolina

North Carolina Governor's Crime Commission

Center for Community Safety at Winston-Salem State University

For more information about Project Safe Neighborhoods Strategies in the Middle District of North Carolina, contact:

Robert A.J. Lang

Assistant US Attorney for the Middle District of North Carolina, Project Safe Neighborhoods and Anti-Gang Coordinator

[rob.lang@usdoj.gov](mailto:rob.lang@usdoj.gov), 336-747-7506



## Works Cited

- Boyer, E. L. (1990). *Scholarship reconsidered: Priorities of the professorate*. Princeton, N.J.: Carnegie Foundation for the Advancement of Teaching.
- Braga, A. A., Kennedy, D. M., Waring, E. J., & Piehl, A. M. (2001). Problem-oriented policing, deterrence, and youth violence: An evaluation of Boston's Operation Ceasefire. *Journal of Research in Crime and Delinquency*, 38 (3), 195-225.
- Cureton, S. R., Frabutt, J. M., & Gathings, M. J. (2004). *Project Safe Neighborhoods: Preliminary review of homicides in Greensboro, North Carolina (January 2003–May 2004)*. Greensboro, NC: Center for Youth, Family, and Community Partnerships, University of North Carolina at Greensboro.
- Di Luca, K. L. & Sellers, D. M. (2009). *Evaluation of the Durham Police Department's S.T.A.R.S. Notification Program*. Greensboro, NC: Center for Youth, Family, and Community Partnerships, University of North Carolina at Greensboro.
- Frabutt, J. M., Easterling, D. V., & MacKinnon-Lewis, C. (2001). *A preliminary evaluation of the High Point Notification Program*. Greensboro, NC: Center for the Study of Social Issues, University of North Carolina at Greensboro.
- Frabutt, J. M., Gathings, M. J., Jackson, D. T., & Buford, A. P. (2006). *High Point Daniel Brooks Initiative: Project description and preliminary impact analysis*. Greensboro, NC: Center for Youth, Family, and Community Partnerships, University of North Carolina at Greensboro.
- Frabutt, J. M., Gathings, M. J., Hunt, E. D., & Loggins, T. J. (2004). *High Point West End Initiative: Project description, log, and preliminary impact analysis*. Greensboro, NC: Center for Youth, Family, and Community Partnerships, University of North Carolina at Greensboro.
- Gathings, M. J. & Frabutt, J. M. (2006). *Standing the test of time: An examination of the S.T.A.R.S. Notification Program's efficacy over time*. Greensboro, NC: Center for Youth, Family, and Community Partnerships, University of North Carolina at Greensboro.
- Gathings, M. J. & Frabutt, J. M. (2005). *Evaluation of the Durham Police Department's S.T.A.R.S. Notification Program*. Greensboro, NC: Center for Youth, Family, and Community Partnerships, University of North Carolina at Greensboro.
- Harvey, L. K. (2005a). *The New Hope Initiative: A collaborative approach to closing an open-air drug market and a blueprint for other communities*. Winston-Salem, NC: Center for Community Safety, Winston-Salem State University.
- Harvey, L. & Frabutt, J. M. (2004). *Summary of homicide review in Winston-Salem, North Carolina: Project Safe Neighborhoods*. Winston-Salem, NC: Center for Community Safety, Winston-Salem State University.
- Kennedy, D. A., Braga, A. A., & Piehl, A. M. (2001). *Research Report, Reducing gun violence: The Boston Gun Project's Operation Ceasefire*. Washington, DC: National Institute of Justice.
-

- Kellogg Commission of the Future of State and Land-Grant Universities. (1999). *Returning to Our Roots: Executive Summaries*. Washington, D.C.: National Association of State Universities and Land-Grant Colleges.
- Klofas, J. & Delaney, C. (2002). *Crime incident reviews in the local criminal justice system*. Presented by Rochester Police Department in association with Department of Criminal Justice, Rochester Institute of Technology.
- Lerner, R. M. & Simon, L. A. K. (1998). The new American outreach university. In R. M. Lerner & L. A. K. Simon (eds.), *Michigan State University series on children, youth, and families: University-community collaborations for the twenty-first century—Outreach scholarship for youth and families* (pp. 3-23). New York: Garland Publishing.
- MacKinnon-Lewis, C. & Frabutt, J. M. (2001a) A bridge to healthier families and children: The collaborative process of a university-community partnership. *Journal of higher Education Outreach and Engagement*, 6(3), 65-76.
- Quijas, L. F., MacKinnon-Lewis, C., & Frabutt, J. M. (2001, November). *Youth violence prevention and intervention: A community-based, family-centered approach*. Presented at Family Re-Union 10: Back to the Future, Accomplishments and Next Steps, Vanderbilt University, Nashville, TN.
- Sumner, M. A., Hunt, E. A., & Frabutt, J. M. (2005, November). The High Point Drug Market Intervention. In D.A. Kennedy (Chair), *Focused deterrence and drug markets*. Paper presented at the 2005 American Society of Criminology Conference, The Interdisciplinary Roots and Branches of Criminology, Toronto, Canada.

# Selected Community Engagement Resources for PSN

## PSN-Related Web Sites

Project Safe Neighborhoods (PSN) web site: <http://www.projectsafeneighborhoods.gov>.

United States Attorney's Offices (listing of offices and links):  
<http://www.usdoj.gov/usao/offices/index.html>

## Community Engagement in Planning

Berman, G. & Anderson, D. (1997). *Engaging the community, a guide for community justice planners*. Washington, D.C.: U.S. Department of Justice, Bureau of Justice Assistance.

Community-based planning: promoting a neighborhood response to crime (1998). In *Policy and Practice*. Washington DC: National Criminal Justice Association (NCJA).

Helping Communities Mobilize Against Crime, Drugs, and Other Problems (1992). Washington, D.C.: National Crime Prevention Council.

Kretzmann, J. P. & McKnight, J. L. (1993). *Building Communities from the Inside Out: A Path Toward Finding and Mobilizing a Community's Assets*. Chicago, IL: Institute for Policy Research, Northwestern University

Overview of community based planning (module 3) (2004). *The Pickett Institute Training Curriculum: Building Capacity for Community Based Strategic Planning*. Washington, D.C.: U.S. Department of Justice, National Institute of Justice.

Targeted Community Action Planning Toolkit. (2003). Washington, D.C.: U.S. Department of Justice, Office of Juvenile Justice and Delinquency Prevention. Retrieved July 2005 at <http://www.ccitoolsforfeds.org/doc/Targeted%20Community%20Action%20Planning%20Toolkit.pdf>