

NYC DEPARTMENT OF PROBATION: AN OVERVIEW

PREPARED FOR
NATIONAL INSTITUTE OF CORRECTIONS
AND
BUREAU OF JUSTICE ASSISTANCE

NOVEMBER 26, 2013

Presentation Overview

2

- Do No Harm
- Do More Good
- Do It In the Community

Do No Harm

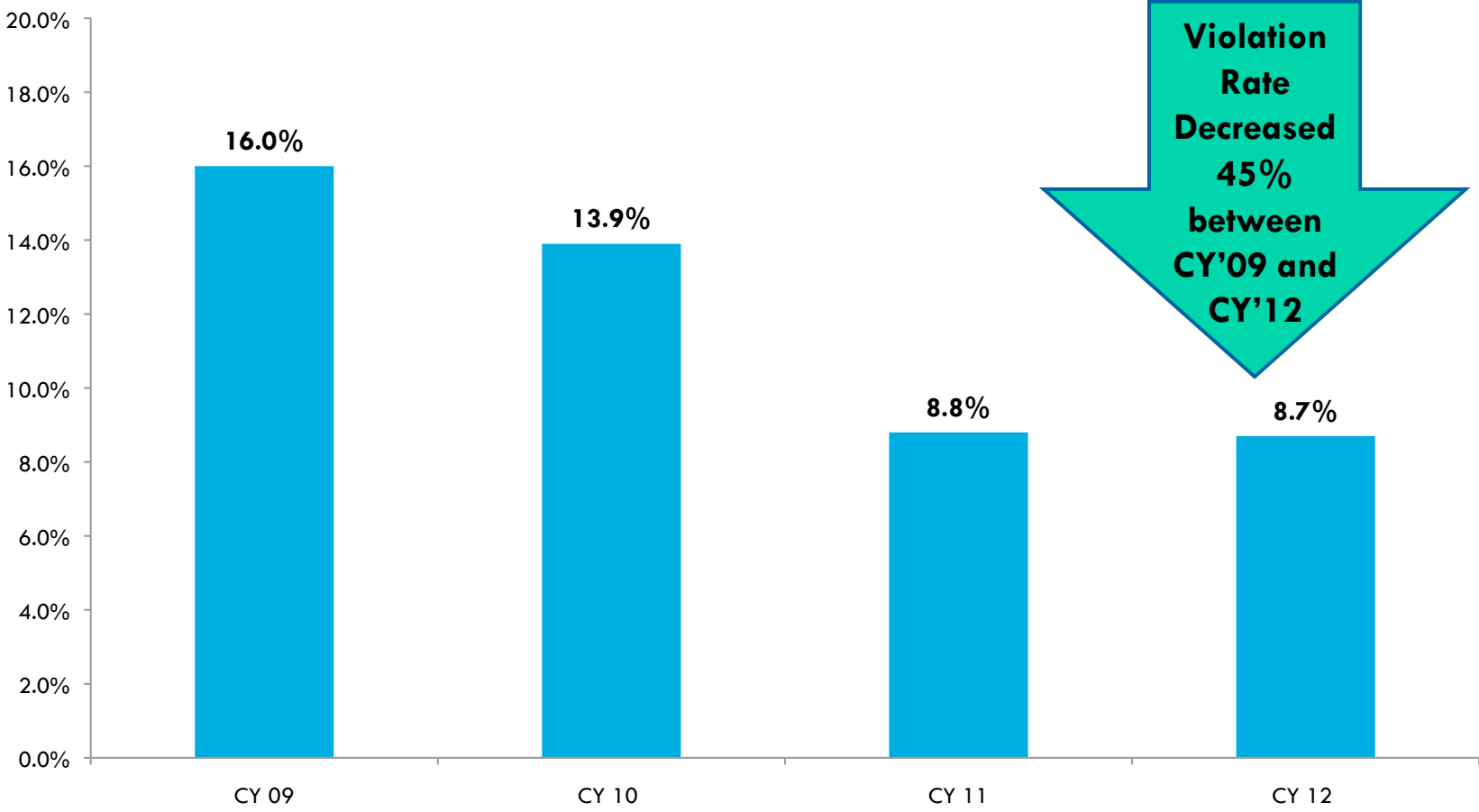
Doing no harm by...

4

- ❑ Reducing Violations
- ❑ Reducing Failure to Reports
- ❑ Increasing Early Discharges
- ❑ Increasing Certificates of Relief
- ❑ Tackling Warrants
- ❑ Cleaning up RAP sheets
- ❑ Increasing Adjustments

Do No Harm

Adult Operations: Total Violation Rates - 2009 to 2012



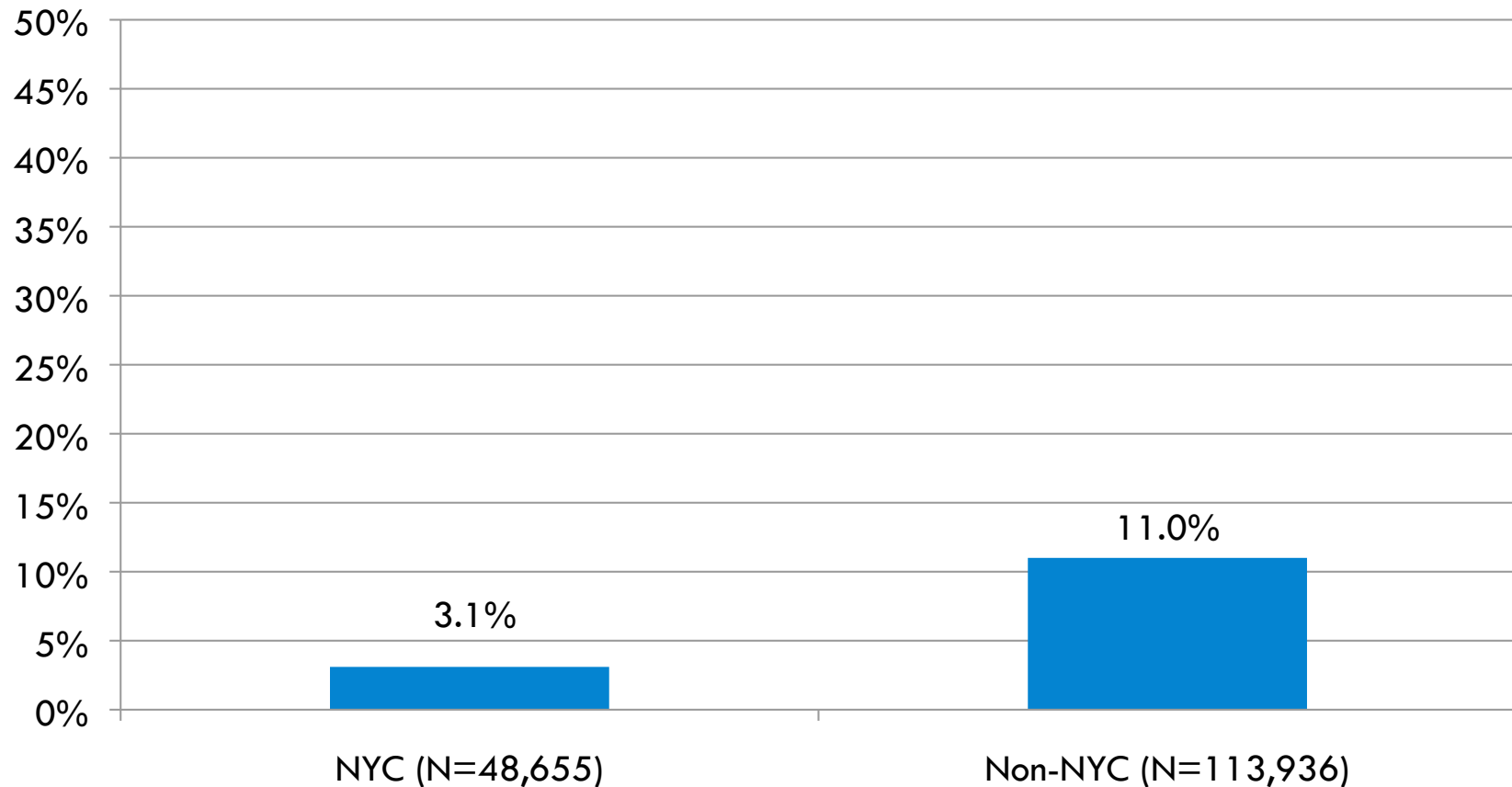
SOURCE: NYC DOP STARS Performance Management Statistics

Do No Harm



2012 Violation Rates: NYC/Non-NYC

7



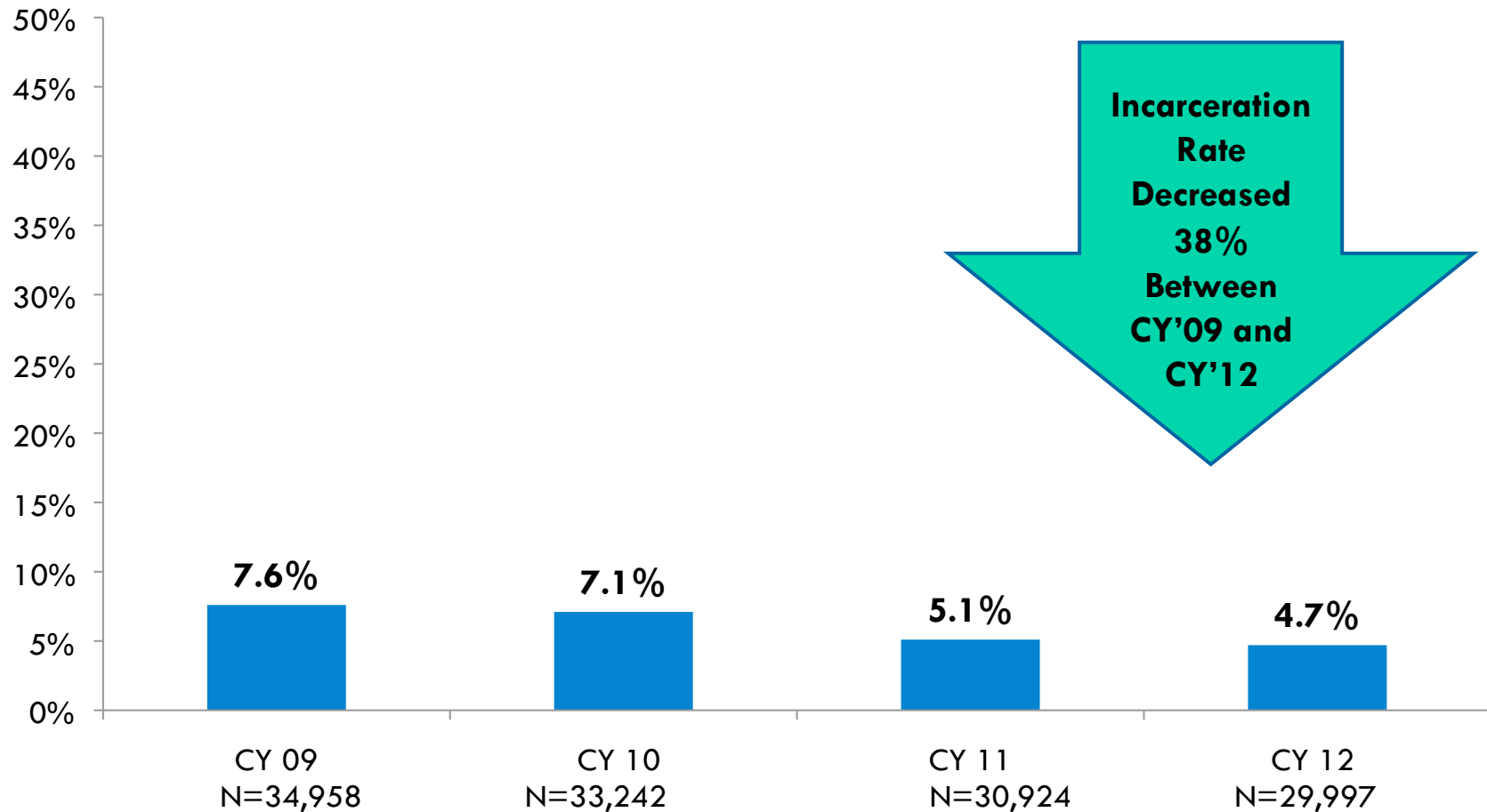
SOURCE: OPCA State Probation Plan Data Summary, 2013

*Note: Rates reflect the number of probation cases with a violation filed during the year divided by the number of cases sentenced, discharged, or open during the year (including interim cases and cases with an open warrant).

Do No Harm

Rate of Adult Clients Incarcerated Following a Violation, 2009 to 2012

8

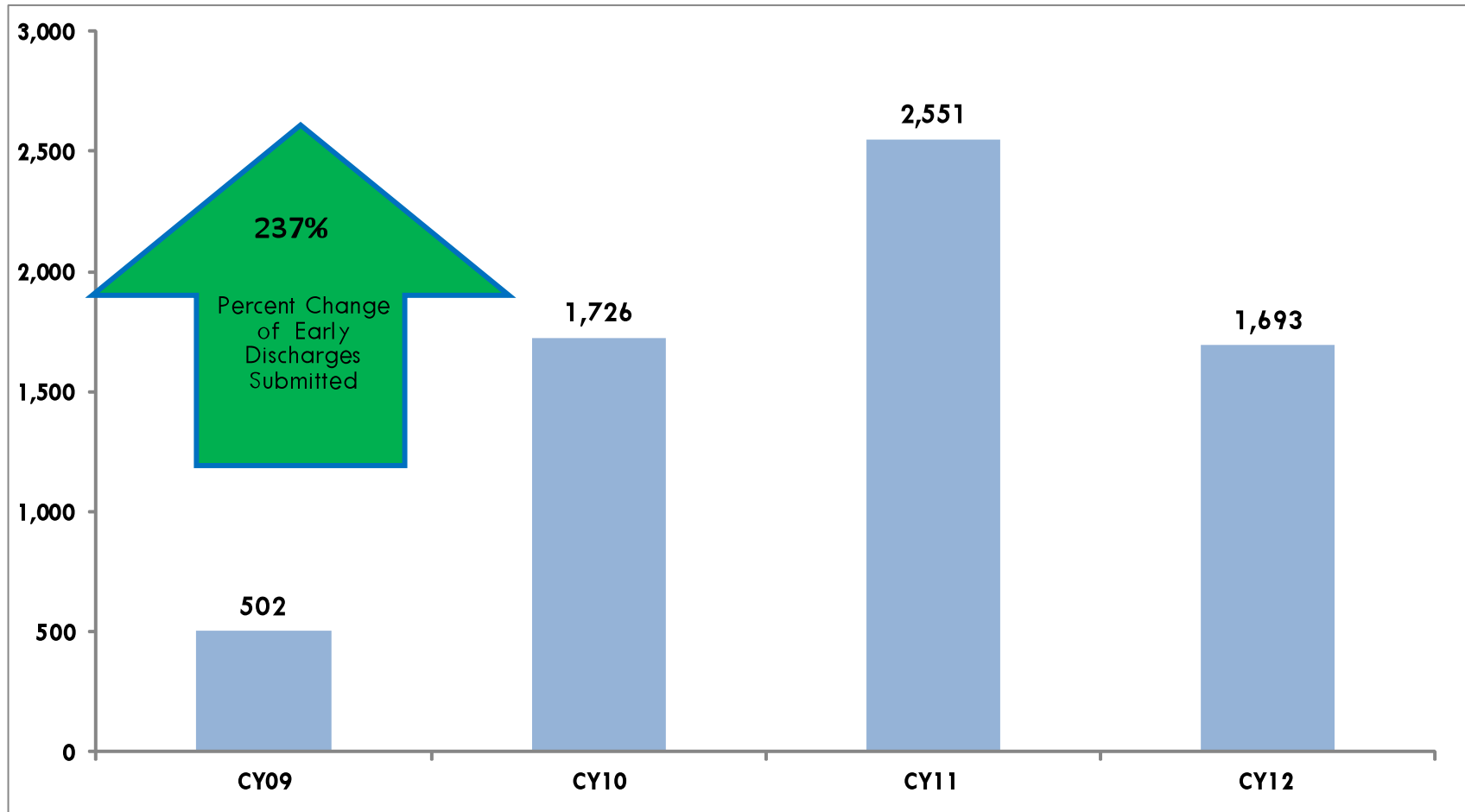


SOURCE: NYC DOP STARS Performance Management Statistics; N=passthrough population

Rates reflect the number of clients incarcerated in jail or prison as a result of a VOP over the number of clients on supervision at any point during the year (passthrough)

Do No Harm

Number of Early Discharges Submitted, 2009-2012

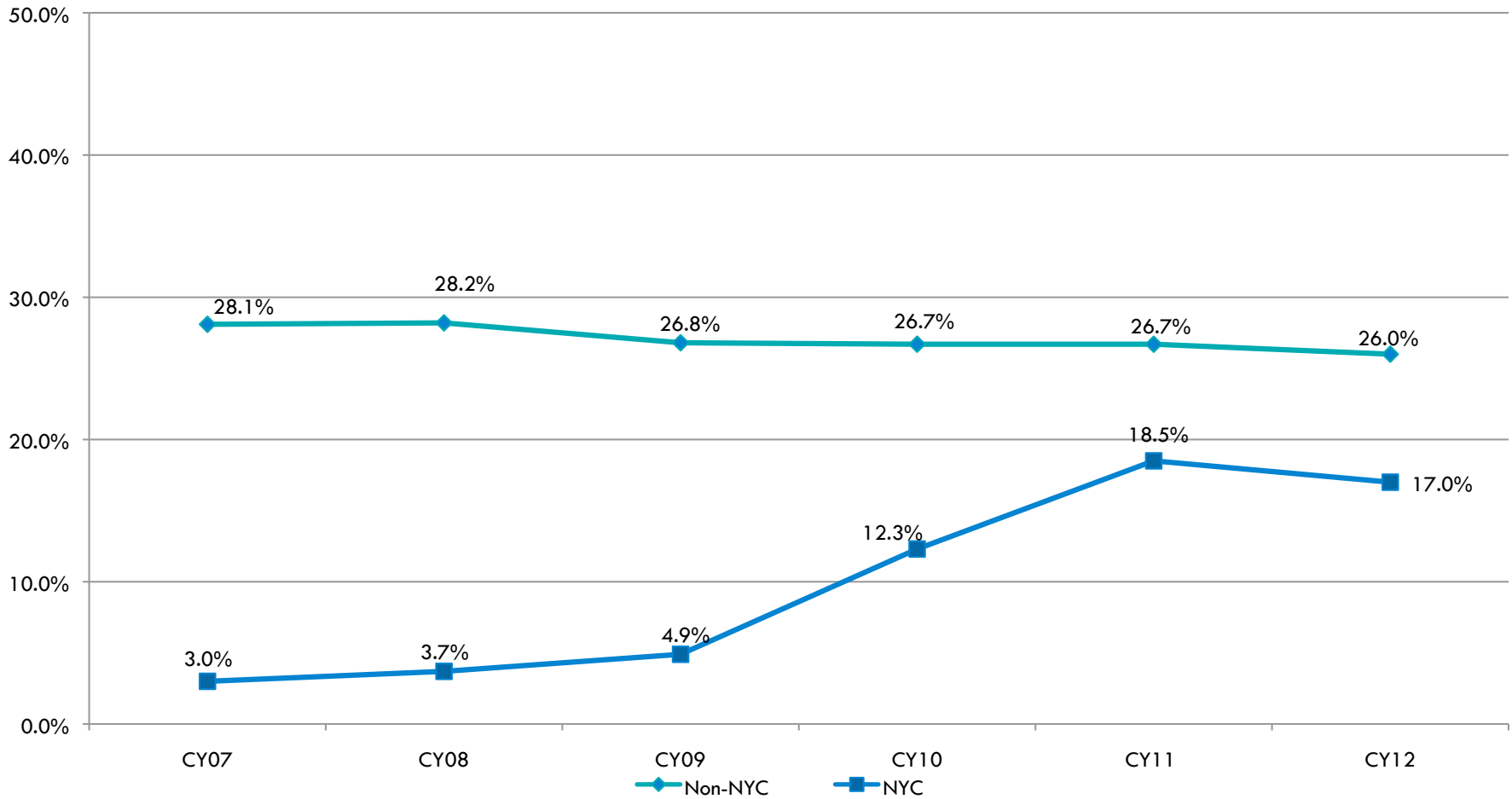


SOURCE: NYC DOP STARS Performance Management Statistics

Do No Harm

Early Discharges as a Percentage of All Adult Client Discharges, 2007-2012

10

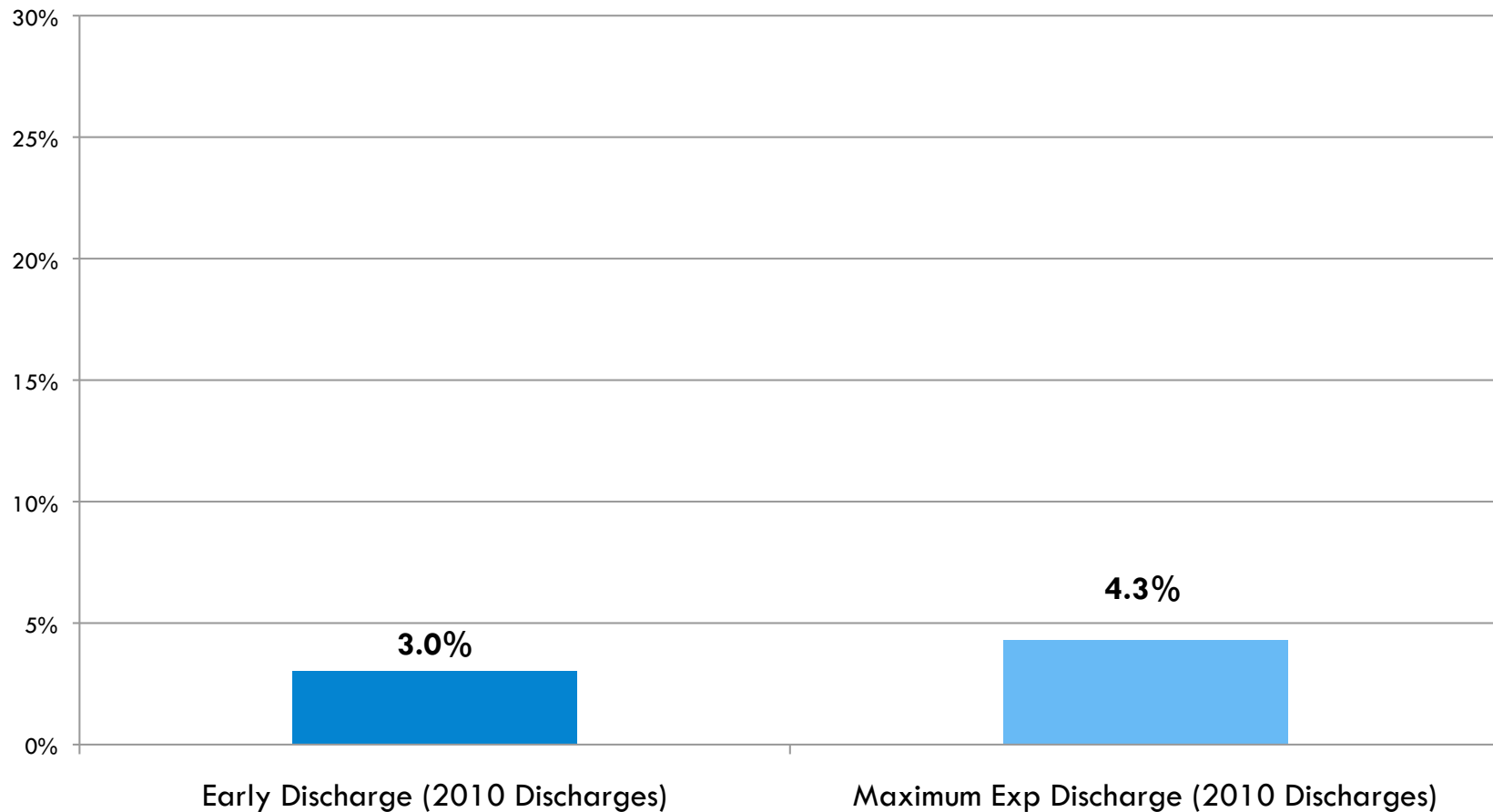


SOURCE: DCJS data

Do No Harm

Felony Rearrest Rates Within a Year of Discharge, Early Discharges vs. MEDs, 2010

11

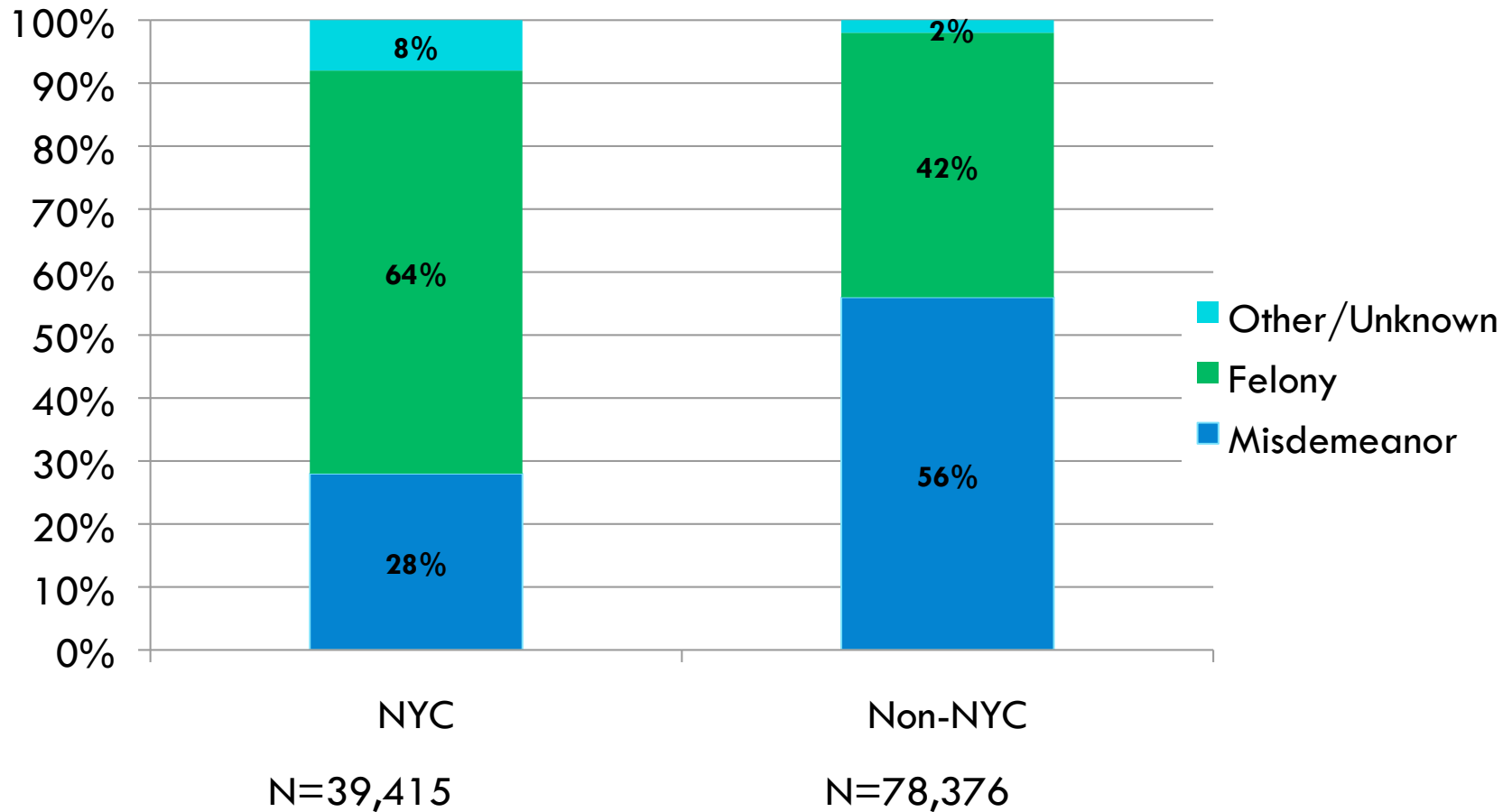


SOURCE: OPCA/DCJS

Do No Harm

Breakdown of Adult Probation Clients by Top Conviction Charge— NYC/Non-NYC

12



Source: DCJS/OPCA Probationers Supervised Statewide, December 31, 2011

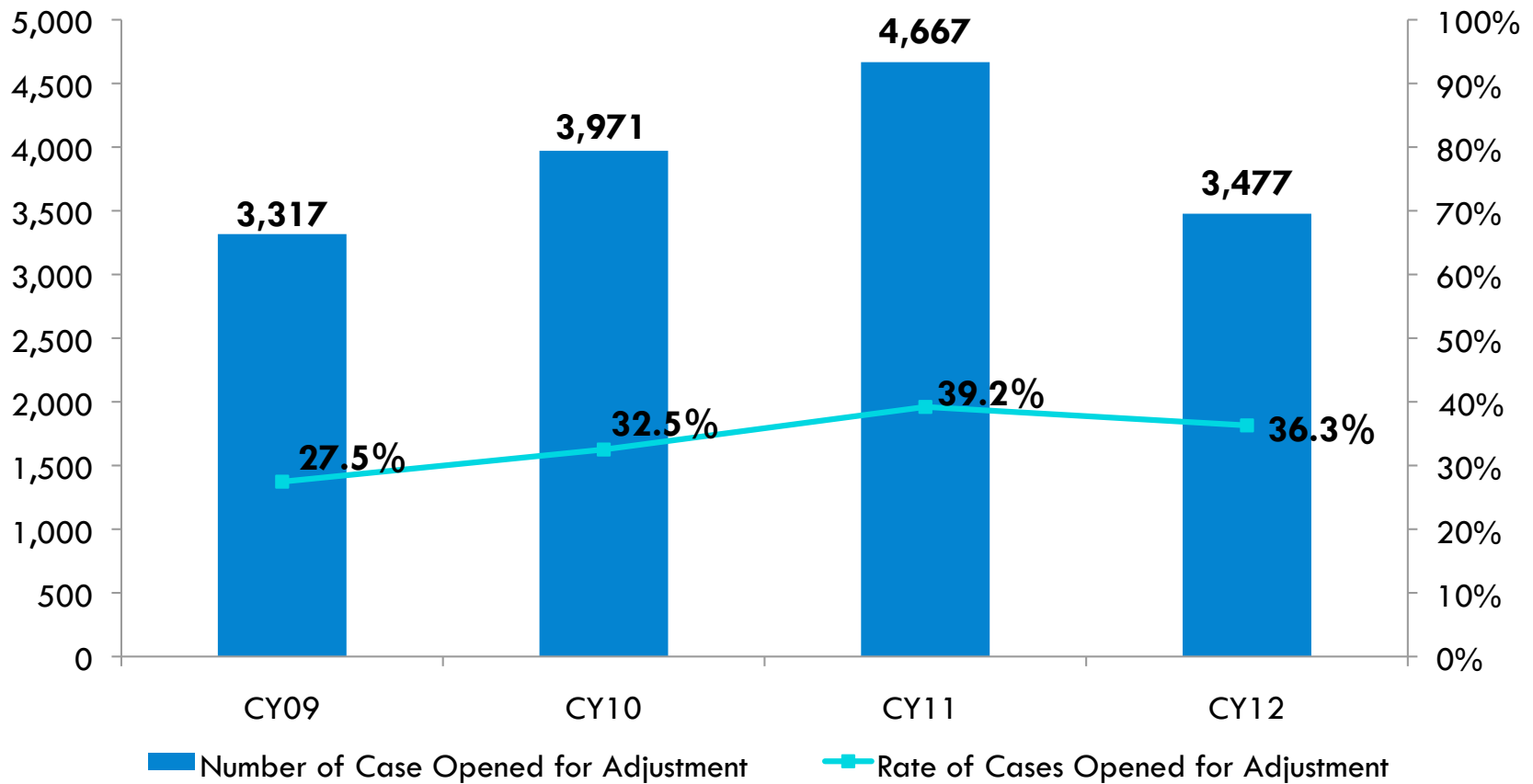
*Note: Felony/misdemeanor status reflects top conviction charge

Do No Harm



Number and Rate of Juvenile Intake Cases Opened for Adjustment, 2009-2012

14

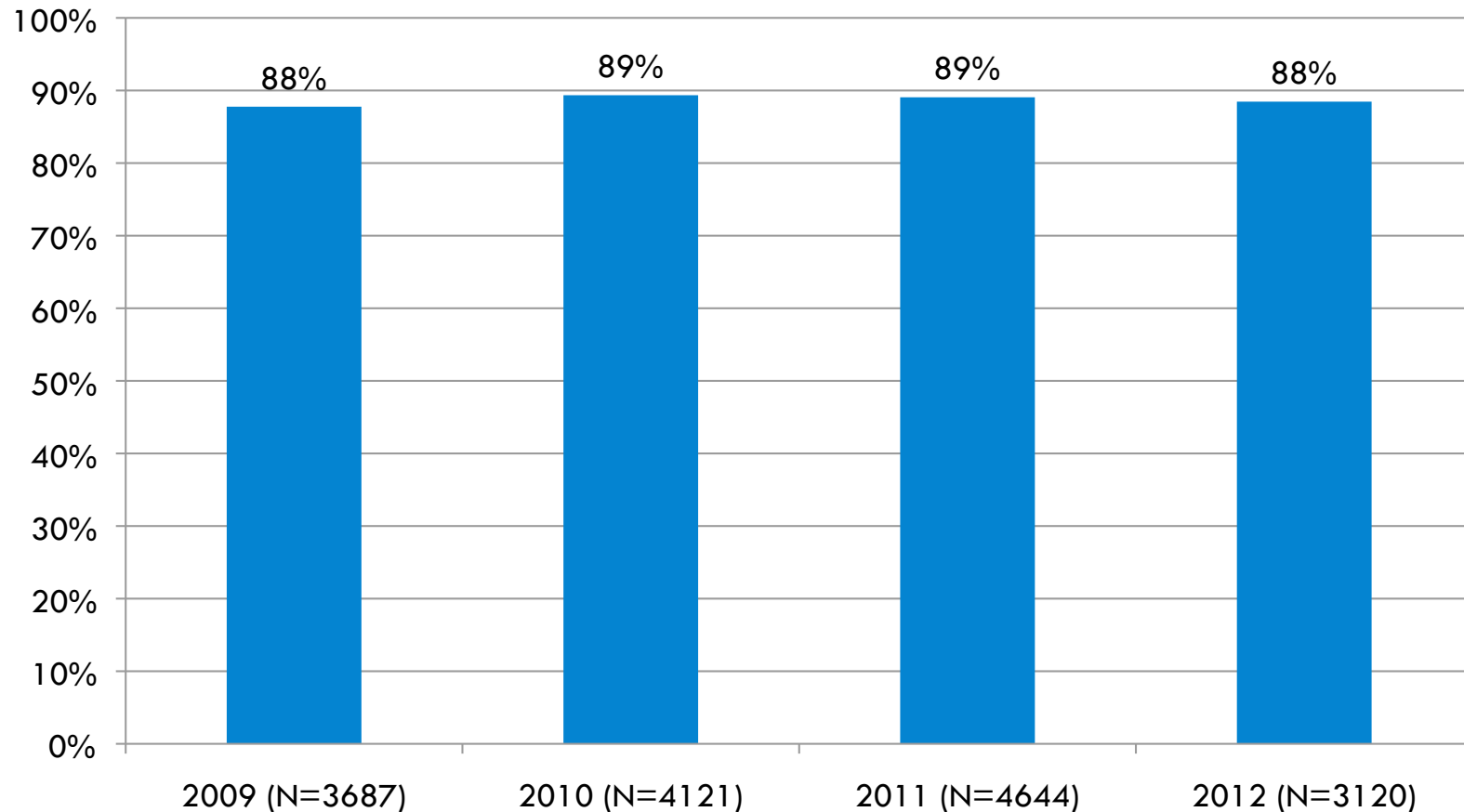


Source: DOP STARS Performance Management Statistics

Do No Harm

Percentage of Cases Opened for Adjustment That Successfully Completed Adjustment, 2009 to 2012

15



**Source: RCMS Data Warehouse

Note: percentages were calculated only out of cases that were closed during the same year. Each N reflects the number of case closures during that year.

Do No Harm

Certificate of Relief from Disabilities

16



Branch Chief Reid Kay helps a client apply for a COR at a Queens DOP COR event.

- Ongoing COR events in all 5 boroughs – 434 participants
- 1,983 CORs submitted to the Court in 2012
- COR applications submitted at intake into DOP

Do No Harm

RAP Sheet Cleanup

17

Three Steps:

1. Correct errors and supply missing information
2. Train clients how to accurately describe record
3. Change systematic processes that result in errors

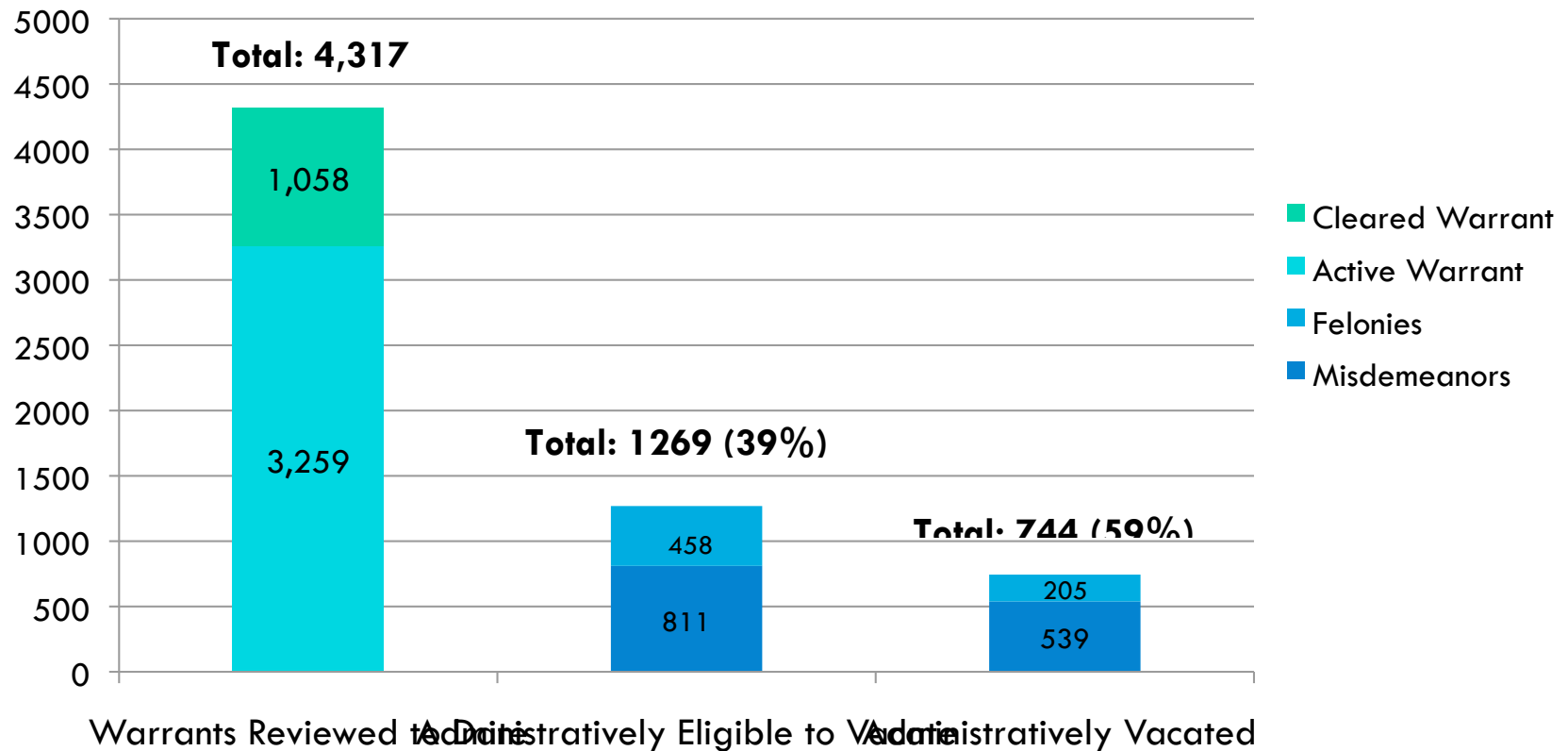
Do No Harm



DOP Warrant Project

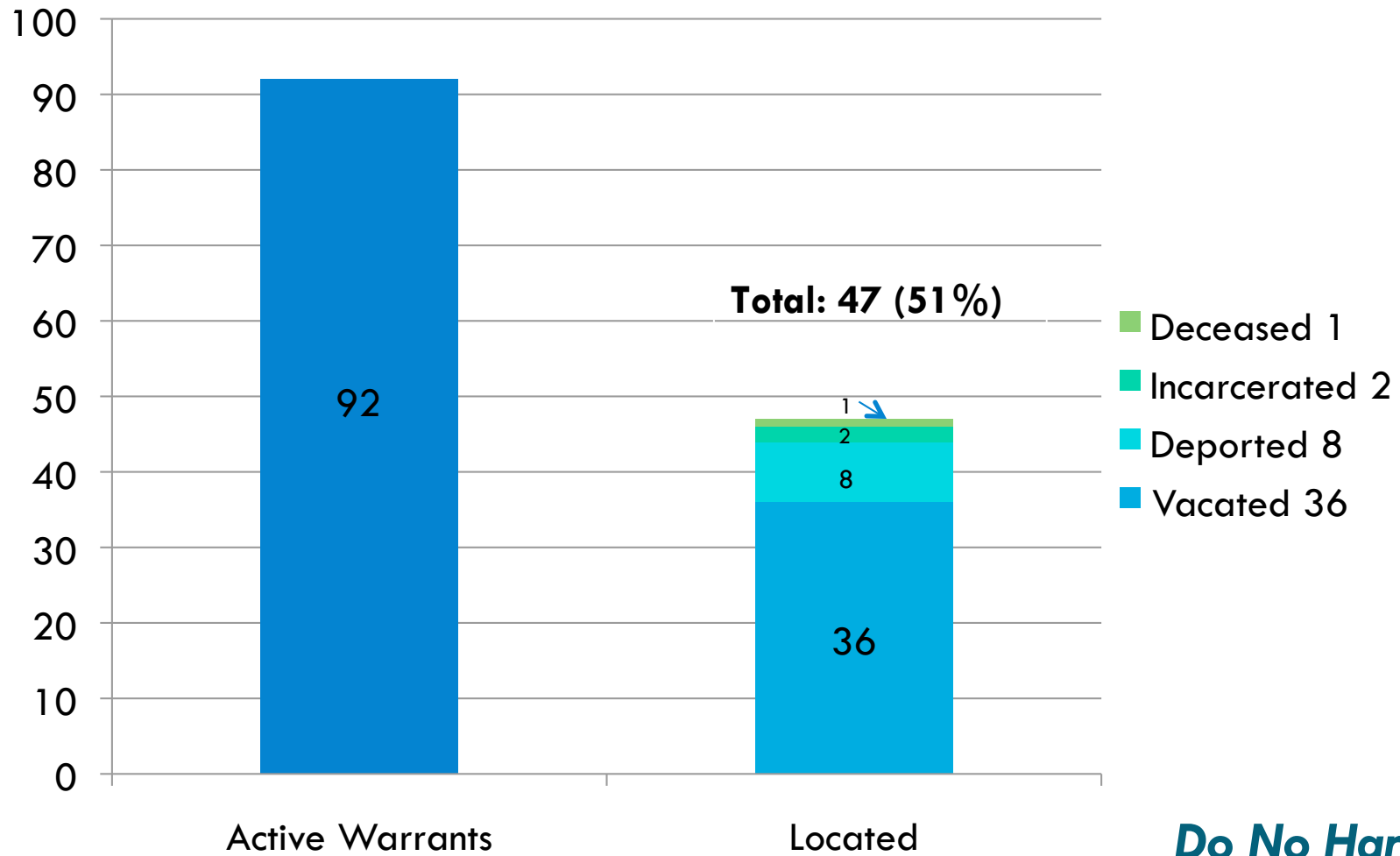
15,344 Total Warrants as of June 2012

Chart: Status of Warrants Eligible to Request Court Vacate as of 7/31/13



Do No Harm

VFO Warrants Less Than Two Years Old as of 7/31/13



Do No Harm

Do More Good



Vincent N. Schiraldi, Commissioner

Doing more good by...

22

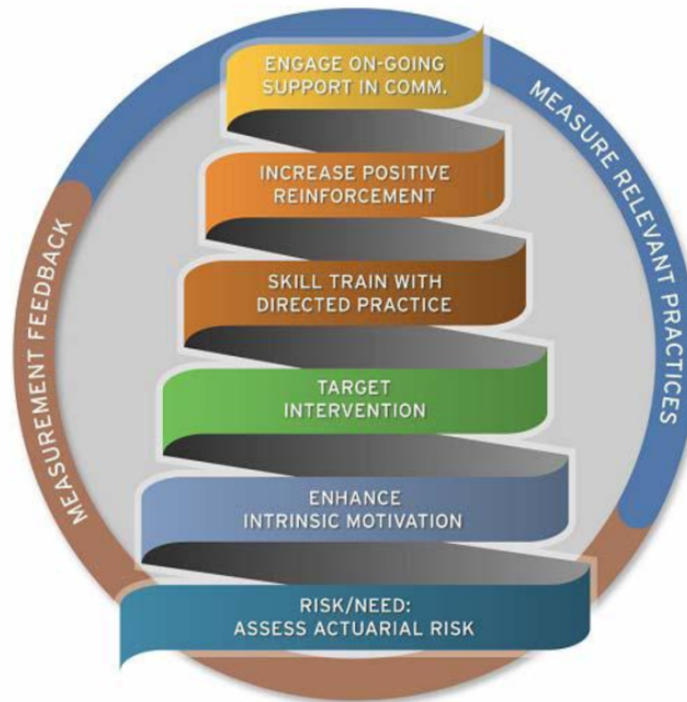
- Evidence-Based Policies and Practices
- Differentiated Caseloads
- Structured Decision-Making Grid
- Expanded Continuum of Programs
- Assessment

Do More Good

Evidence-Based Policies & Practices

23

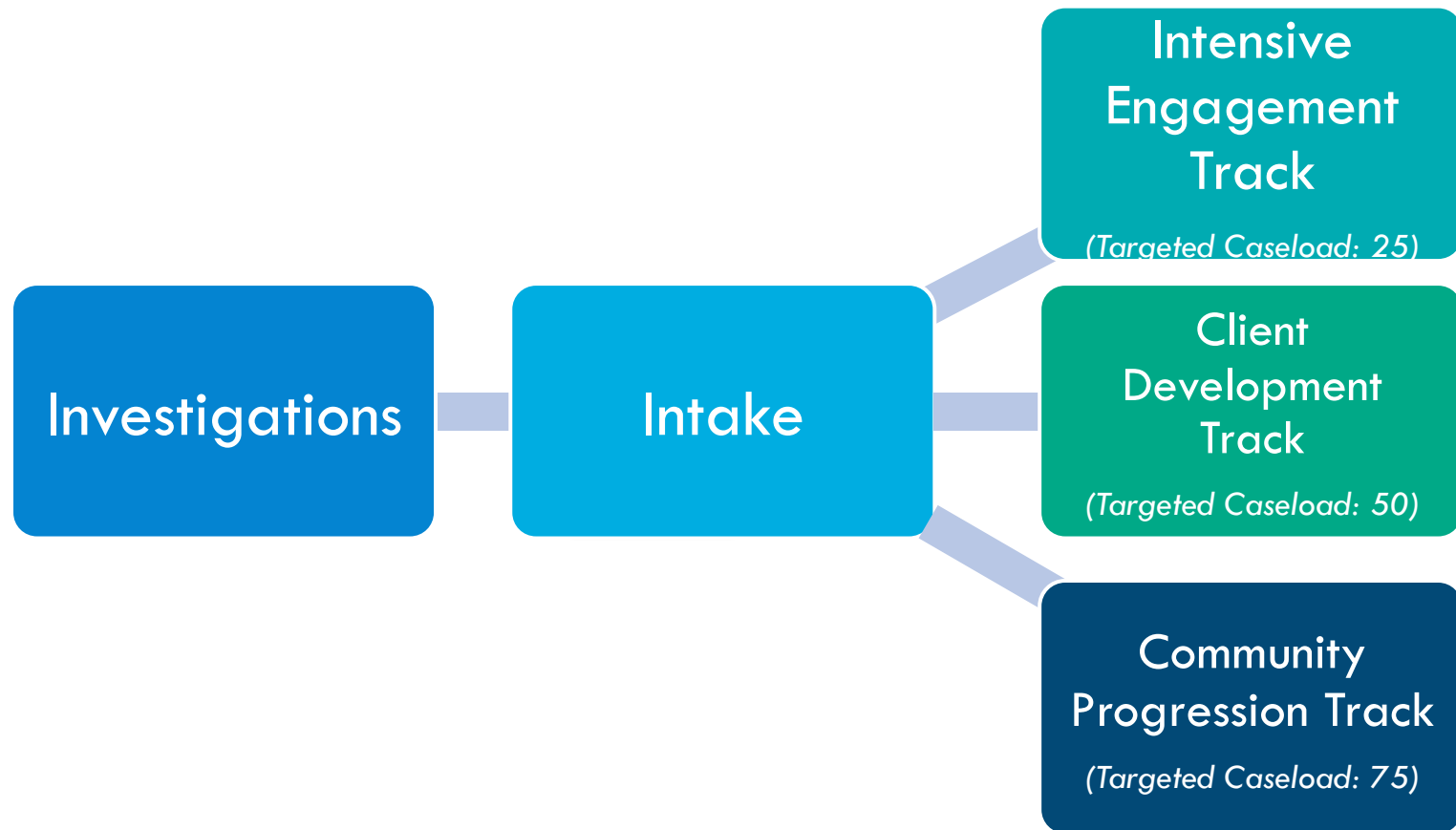
Implementing Evidence Based Practices in Probation Departments



Do More Good

Differentiated Caseloads

24



Do More Good

Differentiated Caseloads - Juvenile

PROBATION LEVEL	CONTACT STANDARDS	CASELOAD	DESCRIPTION OF SERVICES
One	<ul style="list-style-type: none"> ▶ 1 contact per month ▶ Collateral contacts as needed ▶ Home visit as needed 	75-80 youth	<ul style="list-style-type: none"> ▶ Minimal supervision for cases unlikely to benefit from closer supervision ▶ DOP will monitor conditions imposed by the Court ▶ PO may make additional referrals if needed
Two	<ul style="list-style-type: none"> ▶ 2 personal contacts/month ▶ 4 collateral contacts/quarter, related to criminogenic needs; one must be with parent/guardian ▶ 2 field visits/quarter, including one home visit 	30-35 youth	<ul style="list-style-type: none"> ▶ Equivalent to general supervision. ▶ Referrals identified and interventions implemented as appropriate, based on discussions with youth and family and needs identified by the YLS ▶ If court has imposed additional/special conditions, DOP will ensure mandates are followed.
Enhanced Supervision Program (ESP)	<ul style="list-style-type: none"> ▶ 1st Quarter – 14 Total contacts <ul style="list-style-type: none"> ▶ 6 personal contacts - <i>home, school, office, agency, group home visit</i> ▶ 8 collateral contacts, including home visits ▶ 2nd Quarter – 10 total contacts <ul style="list-style-type: none"> ▶ 4 personal contacts ▶ 6 collateral contacts ▶ 3rd Quarter – Evaluate for lower supervision. 	15-20 youth	<ul style="list-style-type: none"> ▶ Slightly smaller caseloads ▶ No change from current ESP standards ▶ Referrals identified and interventions implemented as appropriate, based on discussions with youth and family and YLS needs scores. ▶ If court has imposed additional/special conditions, DOP will ensure mandates are followed.
ATP	<ul style="list-style-type: none"> ▶ Varies, based on specific ATP (see chart on next page) 	10-15 youth	<ul style="list-style-type: none"> ▶ Most ATPs include a high level of supervision along with intensive community-based interventions

Disposition SDM Matrix

MOST SERIOUS CURRENT ARREST CHARGE	LIKELIHOOD OF RE-ARREST (PER YLS ASSESSMENT)		
	HIGH OR VERY HIGH	MODERATE	LOW
CLASS I: A, B felonies (violent & non-violent), violent C felonies	BOX #1 Out of Home Placement ¹	BOX #2 Out of Home Placement or Alternative to Placement	BOX #3 Alternative to Placement or Probation (To Be Specified)
CLASS II: Non-violent C felonies, violent D felonies	BOX #4 Out of Home Placement or Alternative to Placement	BOX #5 Alternative to Placement or ESP (Level 3 Probation)	BOX #6 Level 1 or 2 Probation
CLASS III: Non violent D, All E felonies, misd assault and misd weapons possession	BOX #7 Alternative to Placement or ESP (Level 3 Probation)	BOX #8 Level 1 or 2 Probation	BOX #9 Level 1 Probation or CD
CLASS IV: A misdemeanors except assault and weapons and all B misdemeanors²	BOX #10 Level 1 or 2 Probation	BOX #11 CD or ACD	BOX #12 ACD or short term one time consequence or Dismissal

Expanded Continuum of Programs

27

- CLIMB – Queens/Brooklyn
- MEARES – Manhattan/The Bronx
- Esperanza
- Young Men's Initiative
 - ▣ Justice Community
 - ▣ Justice Scholars
 - ▣ Arches
 - ▣ CEPS
 - ▣ AIM
 - ▣ PEAK
 - ▣ ECHOES

Do More Good

NYC YouthWRAP

(Weekend Restoration Assistance Program)

28

- ❑ Created in aftermath of Superstorm Sandy
- ❑ Community benefit projects in neighborhoods hit by Sandy
 - ❑ 26 winter/spring weekends
 - ❑ 7 summer weeks
 - ❑ 10 autumn weekends
- ❑ 500+ stipended participants, ages 14-18
- ❑ DOP staff & college interns serve as coaches
- ❑ Assist recovery by working on community projects
- ❑ Help to build life and career readiness skills
- ❑ Emphasize giving back to the community



Do More Good

Assessment & Case Planning - Adult

29

- Citywide rollout of (LSI-R)
- Individual Achievement Plans

Do More Good

Assessment & Case Planning - Juvenile

30

- Citywide Rollout of Youth Level of Service (YLS)

- Individual Action Plans focusing on competency areas:
 - Education & Employment
 - Community Programs & Services
 - Community Responsibility
 - Positive Activities
 - Family
 - Behavior

Do More Good

Do It In the Community



Vincent N. Schiraldi, Commissioner

Doing it in the Community by...

32

Neighborhood Opportunity Network (NeON)

- Networks
- Client Engagement
- Community Engagement

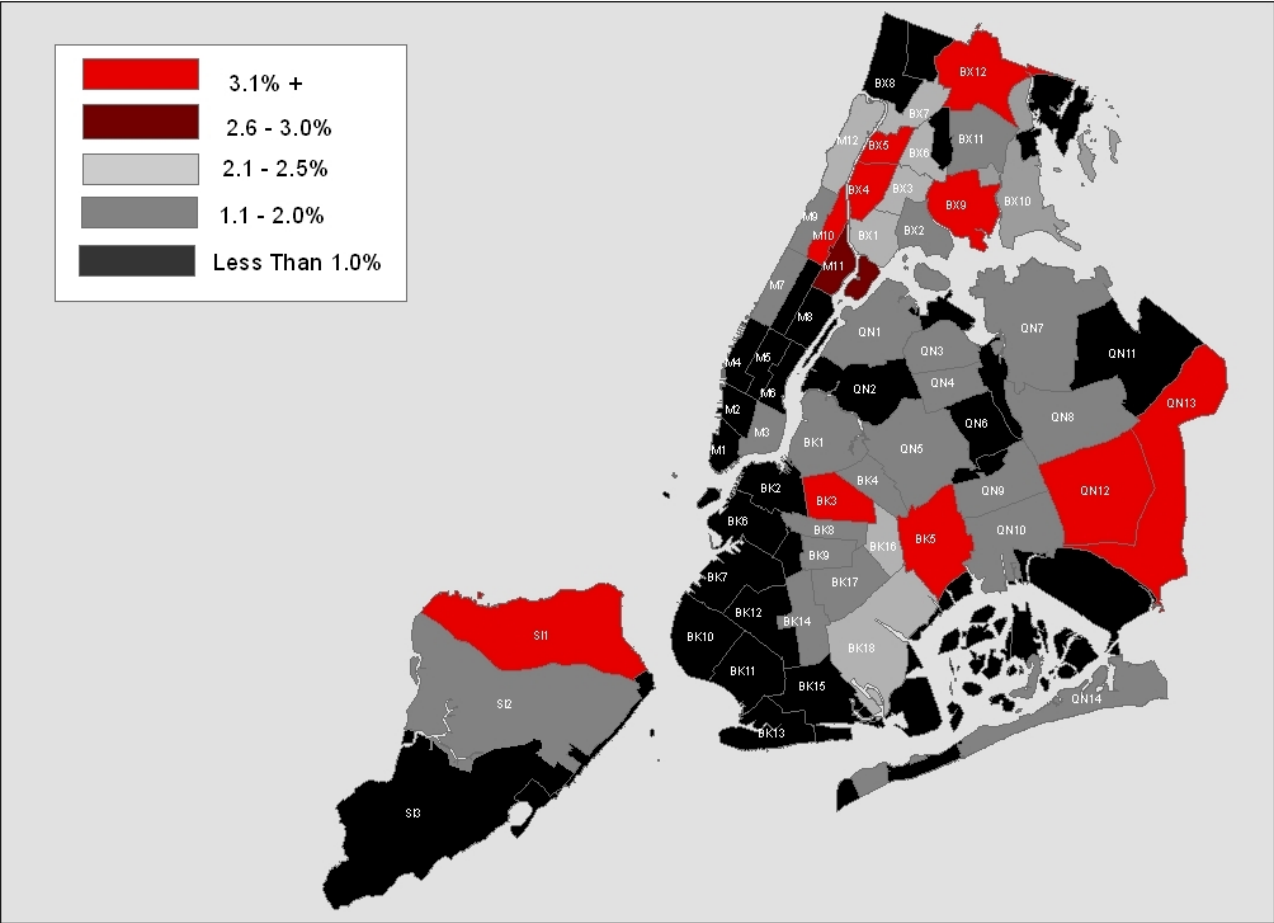
Do It In the Community

Neighborhood Opportunity Network (NeON)



Do It In the Community

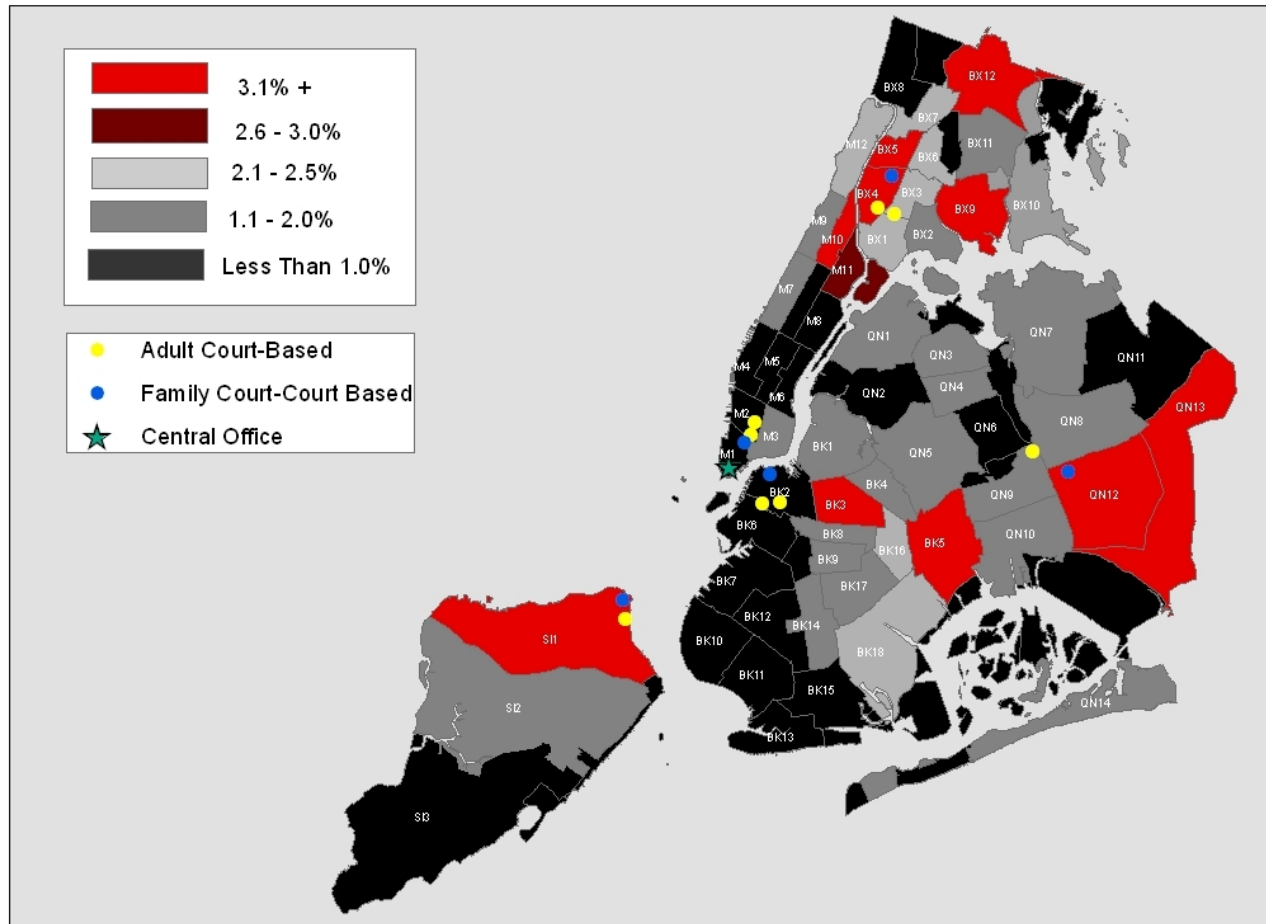
NeON – Concentrations of Clients by CD



Do It In the Community

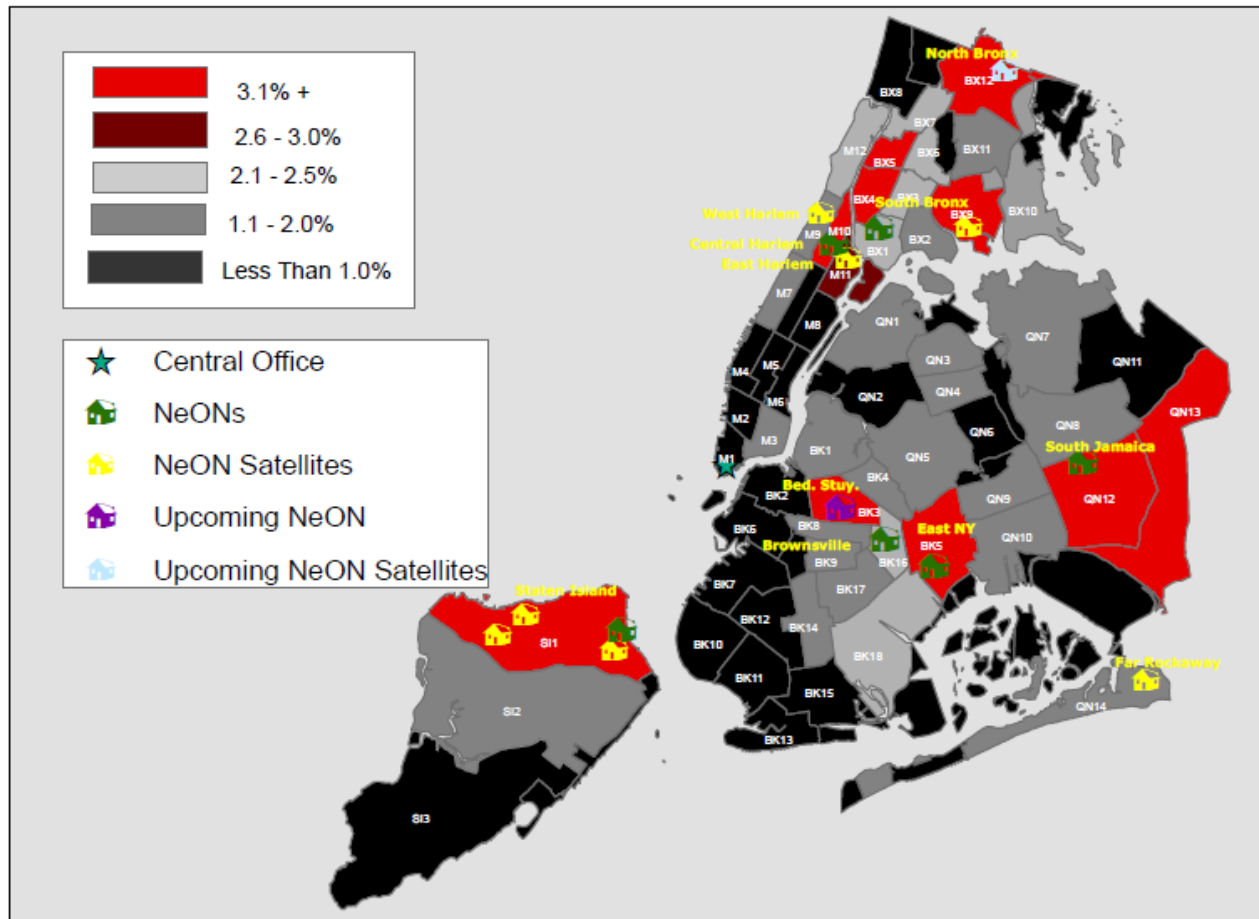
NeON – Traditional Offices

35



Do It In the Community

NeON - Satellites



Do It In the Community

NeON Locations

37

KEY STAT: By the end of 2013, 60% of adult clients (medium and high-risk clients on the Development Track) will be served at one of 7 NeON sites or 7 NeON Satellites.

BRONX

- South Bronx NeON

Satellite

- Castle Hill – Castle Hill YMCA

QUEENS

- South Jamaica NeON

Satellite

- Far Rockaway - Safe Space

BROOKLYN

- Brownsville NeON
- East New York NeON
- Bedford-Stuyvesant NeON (Fall 2013)

STATEN ISLAND

- Staten Island NeON

Satellites

- Clifton/Stapleton - YMCA of Greater New York Counseling Services
- Port Richmond - Camelot Counseling Center
- Mariner's Harbor - Daytop Village, Inc.

MANHATTAN

- Harlem NeON

Satellites

- East Harlem - Exodus Transitional Community
- West Harlem - Fortune Society

Do It In the Community

NeON Evaluation

38

- **Partner:** John Jay College of Criminal Justice
- **Goal:** 300+ interviews, observations & meetings
- **Deliverables:**
 - Continuous feedback
 - Final report during this administration
 - Several peer-reviewed articles

Do It In the Community

Organizational Excellence

39

- Training
 - ▣ Leadership Focus
 - ▣ Professional Development Day
 - ▣ Train the Trainers/Coaching
- Staff Recognition
 - ▣ Stars at STARS
 - ▣ Probation Week
 - ▣ All-Staff Assembly and Picnic & Year-End Celebration
- Communications
 - ▣ Staff-driven intranet
 - ▣ Flickr – 2.1 million views
 - ▣ Posters

Do It In the Community