

DOJ Goals and Strategic Objectives

- Develop, enhance, and continue tribal justice systems, including law enforcement, pretrial services, risk and needs assessment development and implementation, diversion programming, tribal court services, detention programming, community corrections, re-entry planning and programming, justice system infrastructure enhancement, and justice system information sharing.
- Respond to and prevent alcohol- and substance abuse-related crimes, including alcohol and substance abuse prevention, healing to wellness courts, intervention, or treatment.
- Develop, implement, and enhance substance abuse prevention and treatment programs, including those that prevent and address the needs of drug-endangered children.
- Implement enhanced authorities and provisions under the Tribal Law and Order Act and the Violence Against Women Reauthorization Act of 2013.
- Engage in comprehensive strategic planning to improve tribal justice and community safety as it relates to tribal courts and alcohol and substance abuse.

Tribal Courts Assistance Program/Indian Alcohol and Substance Abuse Prevention Program (TCAP/IASAP)

Purpose of Report¹

The Tribal Courts Assistance Program/Indian Alcohol and Substance Abuse Prevention Program (TCAP/IASAP) falls under purpose area 3 of the Coordinated Tribal Assistance Solicitation (CTAS). CTAS was launched in FY 2010 to allow for federally recognized tribes and tribal consortia to apply for the Department of Justice (DOJ) tribal grant programs in a singular simplified process.

TCAP/IASAP grant programs seek to plan and implement system-wide strategies that address crime issues related to alcohol and substance abuse as well as develop, implement, enhance, and continue the operation of tribal judicial systems. Grantees can use Bureau of Justice Assistance (BJA) funds for a wide variety of programs and initiatives that seek to address the crime issues listed above. Past and current programs include diversion programs, enhancement and operation of tribal justice systems, training staff, reentry services, and community education.

Program Highlights

Highlights of the TCAP/IASAP program during April through September 2015:

- A total of 391 individuals participated in Healing to Wellness Courts (HTW), an increase of 16 percent from the same 6-month period in 2014 (337).
- 37 individuals graduated from HTW courts, which is about the same graduation rate as the same six-month period in 2014 (38).
- 387 individuals were referred to treatment services, a decrease of 52 percent from the same six-month period in 2014 (807)

¹ The Biannual Grantee Feedback Report includes performance data reported by BJA TCAP/IASAP grant recipients that conducted grant activities through September 2015. The following data comes from the Performance Measurement Tool (PMT) data covering TCAP/IASAP grants from FY 2010 through FY 2014. The data reflected in this report represents the information as entered by grantees.

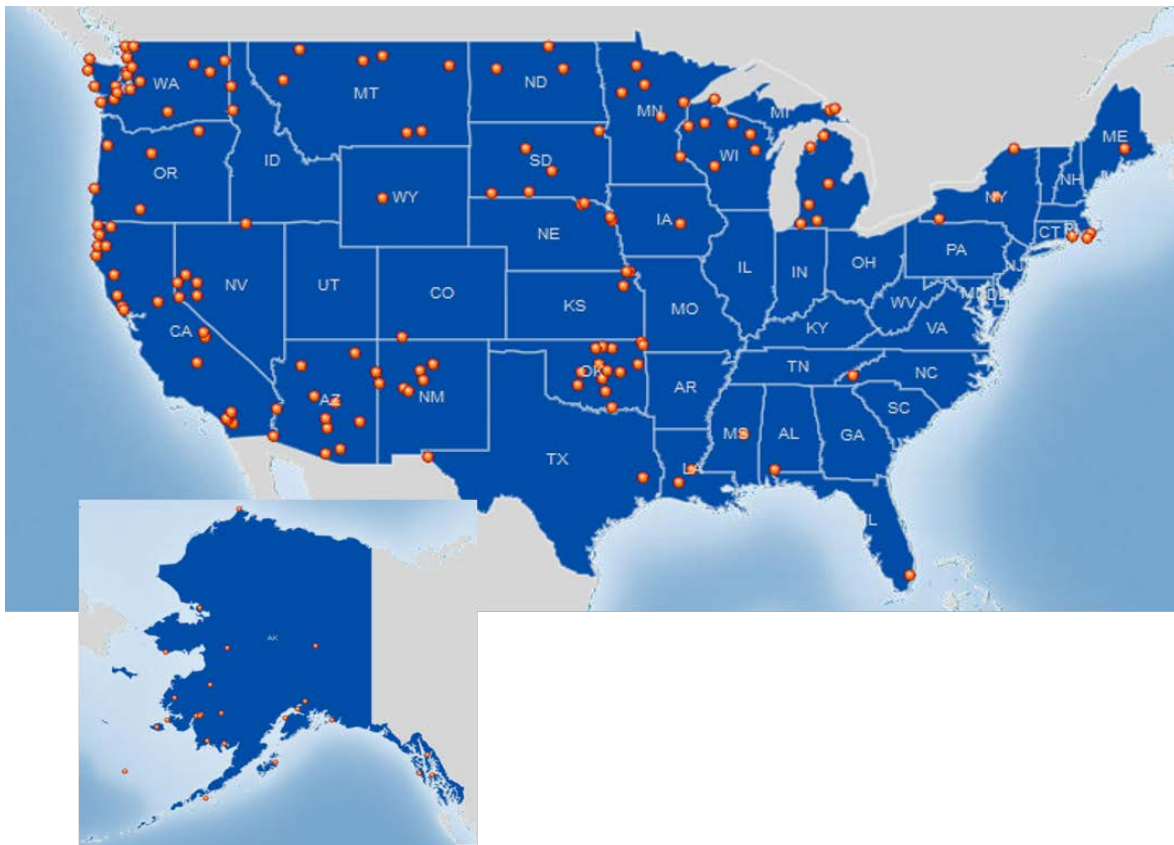
Table 2, below, outlines the participation in Substance Abuse Prevention by its targeted audience from April 2015 to September 2015.

Table 1. TCAP/IASAP Award Amounts by Fiscal Year²

Federal Fiscal Year	Number of Active Awards	Amount of Active Awards
FY 2010 ³	9	\$3,522,454
FY 2011	29	\$12,825,809
FY 2012	33	\$16,148,322
FY 2013	42	\$15,031,475
FY 2014	29	\$14,087,703
FY 2015 ⁴	0	\$12,526,676
Total	142	\$74,142,439

Performance Measures Review

Figure 1. Active TCAP/IASAP Award Sites as of September 2015



² An active award is one with an end date that has not expired and one for which the grantee has not completed a final report in the PMT.
³ For FY 2010 TCAP and IASAP grants were under separate grant programs. The numbers for the programs have been combined to follow the report format.
⁴ There were 23 FY 2105 awards made totaling \$12,526,676.

Prevention and Education

Table 2, below, outlines the participation in Substance Abuse Prevention by its targeted audience from April 2015 to September 2015.

Table 2. Substance Abuse Prevention Targeted Audience, April 2015 to September 2015

Targeted Population for Substance Abuse Prevention	Number of Grantees (N = 39)
High school students	18
Middle school students	18
Elementary school students	18
Unger age 18	18
Under age 21	18
Young adults ages 18-25	17
Adults ages 26-55	15
Prekindergarten youth	9
Other ⁵	7

23 grantees reported that there were 295 community-based alcohol and substance abuse prevention activities completed.

Tribal Law and Order Act Implementation

Since the beginning of data collection for the TCAP/IASAP measures, as of September 30, 2015, there have been:

- 14** Grantees identified tribal resolutions which are necessary for the tribal court to begin exercising expanded sentencing authority
- 5** Grantees that voted on and approved the necessary tribal resolutions which will allow the tribal court to begin exercising expanded sentencing authority
- 3** Tribal prosecutors were appointed as Special Assistant U.S. Attorneys

Treatment

Figure 3 and table 3, below, display how many individuals were referred to treatment, how many individuals completed treatment and the type of treatment these individuals received during the reporting periods.

⁵ Four grantees indicated their targeted audience were those aged 55 and older, 3 indicated they targeted the whole community, and 1 grantee indicated their targeted audience were other reservations and the surrounding communities.

Figure 3. Individuals Involved in the Treatment Process, April 2015 to September 2015

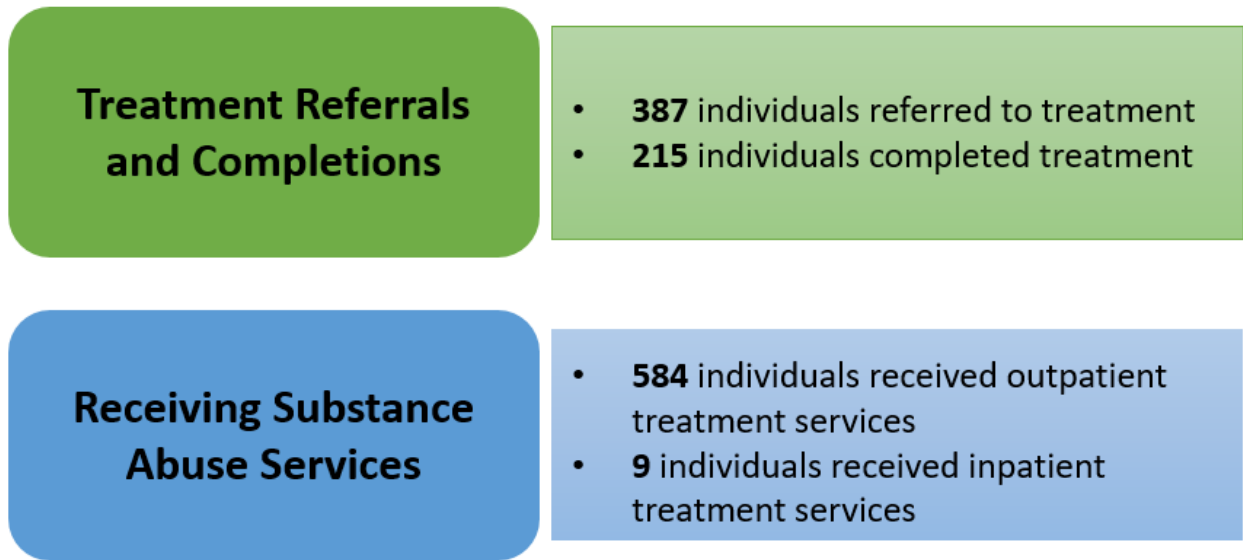


Table 3. Individuals Involved in the Treatment Process, April 2015 to September 2015

Variable	N	Average	Median	Min.	Max.
Number of individuals referred to treatment	15	21.5	6	0	109
Number of individuals who completed treatment	15	11.9	2	0	60
Number of individuals receiving inpatient treatment	3	3	1	1	7
Number of individuals receiving outpatient treatment	9	64.8	48	4	198

Table 4, below, outlines the services that were added or expanded from April 2015 to September 2015.

Table 4. Treatment Services Added or Expanded, April 2015 to September 2015

Type of Services Added or Expanded	Number of Grantees
Inpatient treatment slots	2
Outpatient treatment slots	2
Recovery support services	2
Other treatment services	2
Peacemaking ⁶	1

A variety of treatment services were successfully added and expanded which allowed for more tribal individuals to be served.

⁶ A definition used by the Chickasaw Nation Peacemaking court details Peacemaking as the following, "Peacemaking is a process that requires the parties to agree to peacemaking and to the selection of the peacemakers in order to participate in the peacemaking process and resolve their differences. The core values of the Peacemaking court are respect, humility, compassion, spirituality and honesty. No value carries more significance than any other. Participation in the Peacemaking Circle process indicates acceptance of these values both in word and action and a commitment to move forward from the point of dispute." <http://www.narf.org/nill/resources/peacemaking.html>

Healing to Wellness Court/Drug Court

Figure 4 and table 5, below, outlines the HTW/Drug Court Screening and Entry process of individuals referred to the program from April 2015 to September 2015.

Figure 4. HTW/Drug Court Screening and Entry, April 2015 to September 2015

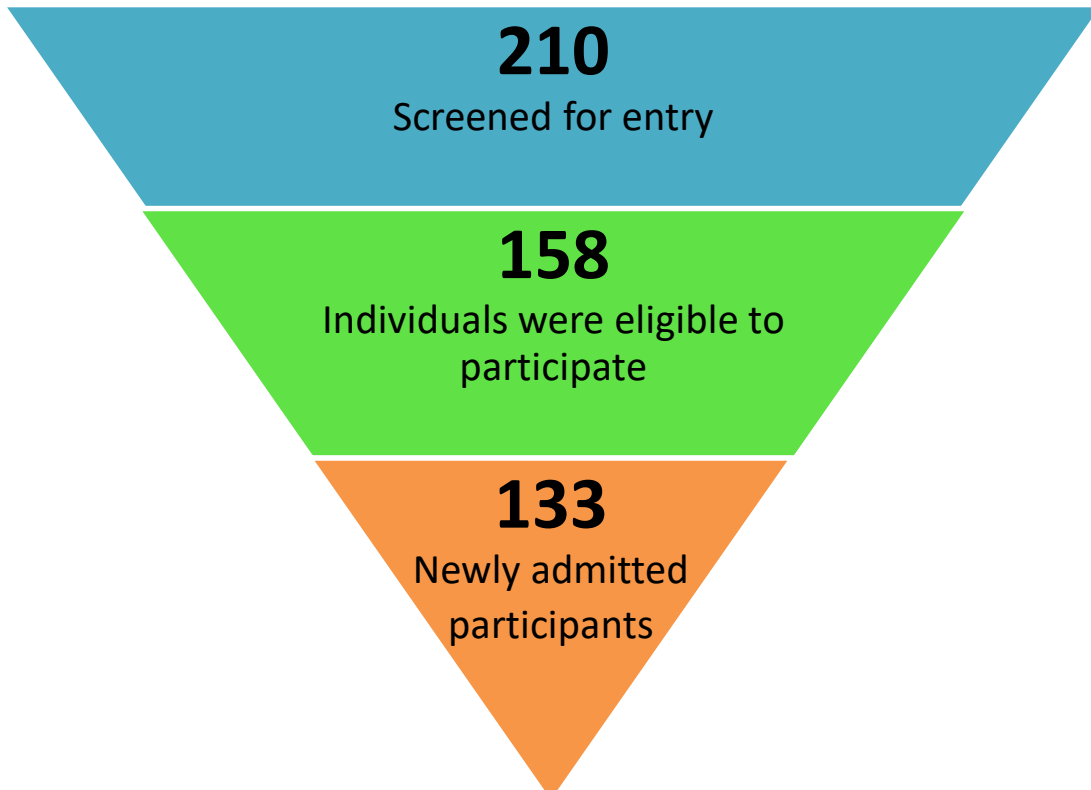


Table 5. HTW/Drug Court Screening and Entry, April 2015 to September 2015

Variable	N	Average	Median	Min.	Max
Number of individuals screened for entry into HTW/Drug Court	21	10	6	1	42
Of those screened, number of individuals determined to be eligible for HTWC/Drug Court	21	7.5	5	0	41
Number of newly admitted HTW/Drug Court participants	21	6.3	4	0	42

There were a total of 386 HTW/Drug Court participants (both new and old participants). Out of the 133 newly admitted HTW/Drug Court participants, 49 percent were administered a risk-needs assessment (65).

The HTW/Drug Court program has a 29 percent graduation rate; a total of 222 individuals successfully have exited the program since its inception. Several factors may contribute to the graduation rate such as a lack of effective treatment options/disparities in resources, disparities in detention, or a lack of detention, compliance, or instances where the measure of success was based on serving jail time.

Table 6, below, displays the rationale for individuals who were ruled ineligible to enter the HTW/Drug Court during the screening process.

Table 6. Reasons for HTW/Drug Court Ineligibility

Reasons for Ineligibility	Number Ineligible
No drug problem	18
Violent history	15
Exclusionary prior nonviolent offense	9
Other ⁷	9
Mental health diagnosis	6

Table 6, displays the rationale for individuals who were ruled ineligible to enter the HTW/Drug Court during the screening process. A variety of factors contributed to individuals being ineligible to enter HTW/Drug Court. The most common reason was a lack of substance abuse/misuse. Individuals having a history of violence was the second most common reason for ineligibility.

⁷Grantees indicated that other reasons for ineligibility were as follows: participant’s preference for jail rather than treatment, violent criminal history, prior HTW/Drug Court completion, participant moving out of the area, prior sex offense conviction, and severity of substance abuse addition warranted inpatient treatment first.

TTA Information to Improve Outcomes

Do you have questions about how to get the most from your TCAP/IASAP grant? Do you want to know more about alcohol and substance abuse prevention, education, and treatment efforts for tribal communities? Be sure to contact NAICJA, the Technical Assistance provider for the program.



Contact your TCAP/IASAP TTA Provider:

National American Indian Court Judges Association (NAICJA)

Gina Jackson, Program Director

Email: gina@naicja.org

Contact Details:

1942 Broadway, Suite 321

Boulder, CO 80302

Phone: 775-813-0004

Fax: 303-449-4038

Appendix A. Key Performance Measures by Grantees

April 2015–September 2015

Prevention and Education

State	Grantee Name	Federal Award Number	Community-based alcohol and substance abuse prevention activities completed	Population targeted for substance abuse prevention: Pre-kindergarten youth	Elementary school students	Middle school students	High school students	Under age 18	Under age 21	Young adults ages 18-25	Adults ages 26-55	Other
AK	Alaska Native Justice Center	2011-AC-BX-0006	6	No	No	Yes	Yes	Yes	Yes	Yes	No	No
AK	Aleut Community of St. Paul Island - Tribal Government	2010-AC-BX-0001	3	No	Yes	Yes	Yes	Yes	Yes	Yes	Yes	No
AK	Anvik Tribal Council	2011-AC-BX-0010	6	Yes	Yes	Yes	Yes	Yes	Yes	Yes	Yes	No
CA	Bishop Paiute Tribe	2011-AC-BX-0003	2	Yes	Yes	Yes	Yes	Yes	Yes	Yes	Yes	Yes
AK	Chickaloon Native Village	2012-AC-BX-0020	3	Yes	Yes	Yes	No	Yes	Yes	No	No	No
WA	Colville Tribe	2010-AC-BX-0014	10	No	Yes	Yes	Yes	Yes	Yes	Yes	Yes	Yes
LA	Coushatta Tribe of Louisiana	2013-AC-BX-0005	25	No	Yes	Yes	Yes	Yes	Yes	Yes	Yes	Yes
CA	Federated Indians of Graton Rancheria	2012-AC-BX-0002	5	Yes	Yes	Yes	Yes	Yes	Yes	Yes	Yes	No

Tribal Courts Assistance Program/Indian Alcohol and Substance Abuse Prevention Program (TCAP/IASAP)

April 2015 – September 2015

MT	Fort Belknap Indian Community	2012-IC-BX-0007	11	Yes	Yes	Yes	Yes	Yes	Yes	Yes	Yes	Yes
OK	Kaw Nation	2013-AC-BX-0014	5	No	Yes	Yes	Yes	Yes	No	No	No	No
MN	Leech Lake Band of Ojibwe	2011-AC-BX-0002	6	No	Yes	Yes	Yes	Yes	Yes	Yes	Yes	Yes
MI	Little Traverse Bay Bands of Odawa Indians	2014-AC-BX-0004	10	No	No	No	Yes	No	No	No	No	No
AK	Manillaq Association	2013-AC-BX-0008	35	Yes	Yes	Yes	Yes	Yes	Yes	Yes	Yes	Yes
MN	Mille Lacs Band of Ojibwe	2012-AC-BX-0003	59	Yes	Yes	Yes	Yes	Yes	Yes	Yes	Yes	Yes
AK	Nome Eskimo Community	2013-AC-BX-0018	5	No	Yes	Yes	Yes	Yes	Yes	Yes	No	No
OK	Osage Nation of Oklahoma	2011-AC-BX-0019	18	Yes	Yes	Yes	Yes	Yes	Yes	Yes	Yes	Yes
CA	Pala Band of Mission Indians	2011-AC-BX-0015	45	No	Yes	Yes	Yes	Yes	Yes	No	No	No
ME	Penobscot Nation	2012-AC-BX-0018	3	No	No	No	No	No	No	Yes	Yes	No
OK	Quapaw Tribe of Oklahoma	2013-AC-BX-0004	5	No	No	Yes	Yes	No	No	No	No	No
WA	Quinault Indian Nation	2010-AC-BX-0018	1	No	No	No	No	Yes	No	Yes	Yes	Yes
NM	Santa Clara Pueblo	2013-AC-BX-0002	8	No	Yes	Yes	Yes	Yes	Yes	Yes	Yes	No

Tribal Courts Assistance Program/Indian Alcohol and Substance Abuse Prevention Program (TCAP/IASAP)

April 2015 – September 2015

MI	Sault Ste. Marie Tribe of Chippewa Indians	2010-AC-BX-0024	1	Yes	Yes	Yes	Yes	Yes	Yes	Yes	Yes	Yes
CO	Southern Ute Indian Tribe	2011-IC-BX-0024	0	No	No	No	No	No	No	No	No	No
WA	Squaxin Island Tribe	2013-AC-BX-0007	10	No	Yes	Yes	Yes	Yes	Yes	Yes	Yes	No
AK	Sun ^{naq} Tribe of Kodiak	2011-AC-BX-0009	1	No	No	No	No	No	Yes	Yes	Yes	No
WA	The Tulalip Tribes of Washington	2010-AC-BX-0026	6	No	No	No	No	No	No	Yes	Yes	No
OK	Tonkawa Tribe of Indians of Oklahoma	2011-AC-BX-0001	1	No	Yes	Yes	Yes	Yes	Yes	Yes	Yes	No

Tribal Law and Order Act Implementation (TLOA)

State	Grantee Name	Federal Award Number	Tribal resolutions identified that are necessary for the court to begin exercising expanded sentencing authority	Tribal resolutions for expanded sentencing authority voted on and approved	Number of Tribal Prosecutors appointed as Special U.S. Attorneys
SD	Cheyenne River Sioux Tribe	2012-IC-BX-0008	Yes	No	0
NC	Eastern Band of Cherokee Indians	2010-IC-BX-0016	-	-	1
NV	Fallon Paiute-Shoshone Tribe	2010-IC-BX-0019	Yes	Yes	1
MT	Ft. Peck Assiniboine & Sioux Tribes	2010-IC-BX-0034	Yes	No	1
AZ	Gila River Indian Community	2010-IC-BX-0011	Yes	No	0
MI	Little Traverse Bay Bands of Odawa Indians	2014-AC-BX-0004	Yes	Yes	0

Tribal Courts Assistance Program/Indian Alcohol and Substance Abuse Prevention Program (TCAP/IASAP)

April 2015 – September 2015

WA	Port Gamble S"Klallam Tribe	2009-AC-BX-0004	Yes	Yes	0
WA	Port Gamble S"Klallam Tribe	2011-IC-BX-0015	Yes	Yes	0
WA	Port Gamble S"Klallam Tribe	2013-AC-BX-0009	Yes	No	0
NM	Pueblo of Acoma	2013-AC-BX-0106	Yes	No	0
NM	Pueblo of Laguna	2010-IC-BX-0010	Yes	No	0
NM	Pueblo of Laguna	2012-IC-BX-0016	Yes	No	0
WA	Shoalwater Bay Indian Tribe	2010-AC-BX-0023	Yes	No	0
SD	Sisseton-Wahpeton Oyate of the Lake Traverse Reservation	2012-IC-BX-0006	Yes	No	0
AK	Sun"aq Tribe of Kodiak	2011-AC-BX-0009	Yes	Yes	0

Treatment

State	Grantee Name	Federal Award Number	Number of individuals referred to treatment services	Number of individuals who completed treatment	Number of individuals receiving inpatient treatment services	Number of individuals receiving outpatient treatment services
OK	Absentee-Shawnee Tribe of Indians of Oklahoma	2012-IC-BX-0025	4	0	-	4
MT	Chippewa Cree Tribe	2012-IC-BX-0004	2	2	-	-
OK	Citizen Potawatomi Nation	2014-AC-BX-0016	8	0	-	8
OR	Confederated Tribes of the Warm Springs Reservation	2013-AC-BX-0015	0	0	-	-
CA	Federated Indians of Graton Rancheria	2012-AC-BX-0002	18	2	7	12
WI	FOREST COUNTY POTAWATOMI COMMUNITY	2014-AC-BX-0002	0	0	-	-
OK	Kaw Nation	2013-AC-BX-0014	0	0	-	-
AZ	Navajo Nation	2011-IC-BX-0027	12	1	-	-
ID	Nez Perce Tribe	2013-AC-BX-0013	12	2	1	-
ME	Penobscot Nation	2012-AC-BX-0018	2	3	1	5
IA	Sac & Fox Tribe of the Mississippi in Iowa	2012-IC-BX-0005	0	0	-	-
MI	Sault Ste. Marie Tribe of Chippewa Indians	2010-AC-BX-0024	0	0	-	-
MI	Sault Ste. Marie Tribe of Chippewa Indians	2011-IC-BX-0008	2	2	-	-
CO	Southern Ute Indian Tribe	2014-AC-BX-0015	91	23	-	155
CO	Southern Ute Indian Tribe	2011-IC-BX-0024	109	45	-	198
NV	Washoe Tribe of Nevada and California	2012-AC-BX-0005	9	17	-	48

Tribal Courts Assistance Program/Indian Alcohol and Substance Abuse Prevention Program (TCAP/IASAP)

April 2015 – September 2015

MN	White Earth Reservation Tribal Council	2014-AC-BX-0003	41	58	-	77
MN	White Earth Reservation Tribal Council	2011-AC-BX-0012	77	60	-	77

State	Grantee Name	Federal Award Number	Services added or expanded: Inpatient treatment slots	Outpatient treatment slots	Recovery support services	Peacemaking	Other treatment services
CA	Federated Indians of Graton Rancheria	2012-AC-BX-0002	Yes	Yes	No	No	No
AZ	Navajo Nation	2011-IC-BX-0027	Yes	Yes	Yes	Yes	Yes
ME	Penobscot Nation	2012-AC-BX-0018	No	No	Yes	No	Yes

Healing to Wellness Court (HTW)/Drug Court

State	Grantee Name	Federal Award Number	Total number of participants enrolled in the HTW Court/Drug Court	Number of newly admitted drug court participants	Number of HTW Court/Drug Court candidates were screened	Of those screened, number of individuals determined to be eligible for HTWC/DC	Of those screened and determined to be INELIGIBLE for HTWC/DC participation, the number ineligible due to: No drug problem	Exclusionary prior nonviolent offense	Violent history	Mental health diagnosis	Other	Number of newly admitted HTWC/DC participants administered a risk/need assessment
AK	Akiak Native Community	2011-AC-BX-0007	15	4	2	2	3	2	0	0	0	2
AK	Anvik Tribal Council	2011-AC-BX-0010	2	2	2	2	0	0	0	0	0	2
MT	Confederated Salish and Kootenai Tribes	2013-AC-BX-0020	46	42	42	41	0	0	0	1	0	0
WI	Ho-Chunk Nation	2012-AC-BX-0009	3	1	3	0	0	0	3	0	0	0

Tribal Courts Assistance Program/Indian Alcohol and Substance Abuse Prevention Program (TCAP/IASAP)

April 2015 – September 2015

MI	Little Traverse Bay Bands of Odawa Indians	2012-AC-BX-0019	9	4	15	9	0	3	2	1	0	3
WA	Lummi Nation	2014-AC-BX-0008	15	1	7	5	0	0	2	1	1	1
WI	Menominee Indian Tribe of Wisconsin	2012-AC-BX-0007	22	6	15	5	4	4	2	0	0	6
AK	Native Village of Eyak	2012-AC-BX-0022	5	3	3	3	0	0	0	0	0	0
AZ	Navajo Nation	2011-IC-BX-0027	12	0	6	6	0	0	0	0	0	0
ID	Nez Perce Tribe	2013-AC-BX-0013	19	6	6	4	0	0	0	0	2	5
ME	Penobscot Nation	2012-AC-BX-0018	16	6	8	6	0	0	2	0	0	6
ME	Penobscot Nation	2012-AC-BX-0018	5	0	0	0	0	0	0	0	0	0
AZ	Public Safety	2013-AC-BX-0006	13	1	6	6	0	0	0	0	0	0
NM	Pueblo of Acoma	2014-AC-BX-0024	51	8	9	9	0	0	0	0	0	8
NM	Pueblo of Laguna	2012-IC-BX-0016	21	8	14	10	0	0	0	0	4	8
MI	Saginaw Chippewa Indian Tribe of Michigan	2013-AC-BX-0003	45	14	34	15	11	0	3	3	0	14
MI	Sault Ste. Marie Tribe of Chippewa Indians	2011-IC-BX-0008	2	1	1	1	0	0	0	0	0	1

Tribal Courts Assistance Program/Indian Alcohol and Substance Abuse Prevention Program (TCAP/IASAP)

April 2015 – September 2015

NV	Shoshone-Paiute Tribes of Duck Valley	2011-AC-BX-0014	15	8	9	6	0	0	1	0	2	6
CO	Southern Ute Indian Tribe	2011-IC-BX-0024	4	1	3	3	0	0	0	0	0	1
MN	White Earth Reservation Tribal Council	2011-AC-BX-0012	16	2	2	2	0	0	0	0	0	2
NE	Winnebago Tribe of Nebraska	2013-AC-BX-0103	38	10	18	18	0	0	0	0	0	0
CA	Yurok Tribe	2012-AC-BX-0001	12	5	5	5	0	0	0	0	0	0

Healing to Wellness Court (HTW)/Drug Court Continued

State	Grantee Name	Federal Award Number	Number of HTWC/DC participants who successfully completed all program requirements since the start of the program
AK	Akiak Native Community	2011-AC-BX-0007	8
AK	Aleut Community of St. Paul Island - Tribal Government	2010-AC-BX-0001	13
AK	Anvik Tribal Council	2011-AC-BX-0010	1
MT	Confederated Salish and Kootenai Tribes	2013-AC-BX-0020	15
NV	Fallon Paiute-Shoshone Tribe	2011-IC-BX-0029	7
WI	Ho-Chunk Nation	2012-AC-BX-0009	4
CA	Hopland Band of Pomo Indians	2011-IC-BX-0028	5
MI	Little Traverse Bay Bands of Odawa Indians	2012-AC-BX-0019	5
WA	Lummi Nation	2014-AC-BX-0008	11
WA	Makah Tribe	2009-AC-BX-0008	7
WI	Menominee Indian Tribe of Wisconsin	2012-AC-BX-0007	23
AK	Native Village of Eyak	2012-AC-BX-0022	1
AZ	Navajo Nation	2011-IC-BX-0027	0
ID	Nez Perce Tribe	2013-AC-BX-0013	2

Bi-Annual Grantee Feedback Report

Tribal Courts Assistance Program/Indian Alcohol and Substance Abuse Prevention Program (TCAP/IASAP)

April 2015 – September 2015

ME	Penobscot Nation	2011-IC-BX-0019	3
ME	Penobscot Nation	2012-AC-BX-0018	7
AL	Poarch Band of Creek Indians	2011-IC-BX-0035	11
KS	Prairie Band Potawatomi Nation	2009-AC-BX-0006	0
KS	Prairie Band Potawatomi Nation	2011-AC-BX-0017	0
AZ	Public Safety	2013-AC-BX-0006	0
NM	Pueblo of Acoma	2014-AC-BX-0024	2
NM	Pueblo of Laguna	2012-IC-BX-0016	6
IA	Sac & Fox Tribe of the Mississippi in Iowa	2011-IC-BX-0023	4
IA	Sac & Fox Tribe of the Mississippi in Iowa	2012-IC-BX-0005	5
MI	Saginaw Chippewa Indian Tribe of Michigan	2013-AC-BX-0003	2
MI	Sault Ste. Marie Tribe of Chippewa Indians	2011-IC-BX-0008	4
CA	Shingle Springs Rancheria	2010-IC-BX-0017	0
NV	Shoshone-Paiute Tribes of Duck Valley	2011-AC-BX-0014	4
CO	Southern Ute Indian Tribe	2011-IC-BX-0024	11
WA	Spokane Tribe of Indians	2013-AC-BX-0011	0
WI	St. Croix Chippewa Indians of Wisconsin	2010-AC-BX-0022	2
ND	Three Affiliated Tribes	2011-IC-BX-0012	10
MN	White Earth Reservation Tribal Council	2011-AC-BX-0012	3
NE	Winnebago Tribe of Nebraska	2013-AC-BX-0103	24
OK	Wyandotte Nation	2013-AC-BX-0101	0
CA	Yurok Tribe	2010-AC-BX-0008	4
CA	Yurok Tribe	2012-AC-BX-0001	18